

MADE BY:
ELIZABETH THOMAS
ALLISON GENUING-BELL
HEATHER LAWRENCE
ALLISYN SUDDITH

Priscilla's Scavenger Hunt

Instructions for the Hunt


Walking around the trail isn't going to be boring anymore. Now you have something to look forward to. The items on this trail are placed in order. So once you find one item you can search for the rest. Look at the sides of the pages to see interesting sayings. Keep these sayings in mind. And please, if this camp's copy, return from where you found it.

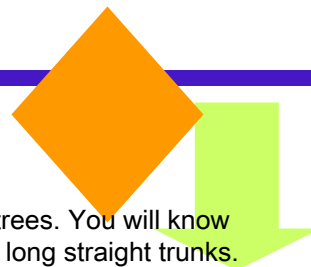
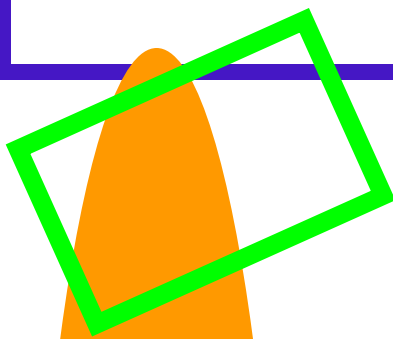
Start of Trail

1. There are many trees at Camp Potomac Woods. In the fall most shed their leaves. Find three different kinds of leaves.
2. Squirrels need food to live; their main source of food is nuts. Find at least 2 different kinds of nuts.
3. When trees die they fall to the ground; soon many organisms will grow on the fallen tree. Find the grove of fallen trees and look at the many organisms on the tree. Such as fungi, and moss.
4. Many vines live in the forest. Some are very poisonous to humans. Look around and find the vines of honeysuckle and Poison Ivy. But keep this saying in mind: "Don't be a Dope, Don't touch Hairy Rope."

Trail Post 1 – Birds


- * Birds give off sounds to let the other animals know danger is near. Please find 5 different calls
- * Birds have feathers to keep them warm in the winter. Find at least 2 feathers
- * Humans live in houses; animals may live in holes, or trees. Birds live in nests. Find two different nests.





To not get the itches, remember these two stitches. Leaves of three don't touch me. Don't be a dope, don't touch hiary rope.

5. When spying for birds also look for the Tulip Poplar trees. You will know you have found them when you see many trees with long straight trunks. These trees are typically 90-110 ft. high.
6. Holly trees aren't common in Potomac Woods; there is only one. Look to the left and see if you can find it. The Holly tree has little pointy leaves and red berries. They HURT!!
7. There is a Pine Grove along your path. Play I Spy and search for pine cones. It is a Virginia pine because of the twisted needles on the branch. These needles are in clusters of two and not five.
8. There are many plants along the trail. Find one of the ferns. These are green plants and at the tip when young a you will see the scroll of a Violin.
9. Walnut Trees are common at this camp. The tree is recognizable because of the diamond shaped bark pattern. Find one of these trees and one of these nuts.



Visit the Nature Display along the trail.

Challenge:
Find a sign of a
animal living in a
tree.

10. Birds are common here. Try and find the tree with the holes of a woodpecker. The trunk is bigger than your arms
11. There are many vines here in this Camp. Look around and find a wild grape vine. They have no hair, are brown, and very thick. But don't mess with them, they are easy to break
12. Beech trees have really smooth bark, and repairs itself easily. That is why people enjoy doing writing graffiti on it. Look around for this tree. It is white as well. But please don't add to the graffiti.
13. In the Spring, look around your feet a while. Notice the wildflowers. Try and find at least three. The ones with a white outside and blue inside are called Bluets.
14. Birds shed their feathers, snakes their skin. Have you ever heard of a tree doing it? Look up and down and all around to find this one. The bark really does shed. But don't peel it off. The tree does that. Hint: The trunk is brown. This tree is a Shagbark Hickory
15. Humans have skin problems, so do trees. One tree you shall pass along your path is one with many bumps. It is really knarly. It makes it seem like it has warts. This tree is a Black Walnut.



Trail Post 2 - Amphibians

Amphibians are most active after dark, for you to be able to see some of these go on a Night Hike. You will be looking for frogs and salamanders. You are going to need a flashlight or a lantern. Please no fire.

- * When you are looking for frogs, look near wetland borders, near rivers, creeks, ponds and such. While you are looking for Salamanders look in damp places like the underside of rocks and logs. And don't forget to listen for the frogs and toads. Ribbet Ribbet!!!
- * Tadpoles live in the water, unlike their parents who live on the land. Whether or not it is day or night, go to the creek, and search for them. Discuss what the tadpoles eat while they are under the water.

16. When you go camping you have to make sure that you get rid of fires or else a wild fire can happen. Uh-OH, a wild fire may have hit this tree. Roaming the ground is where you will need to be, when searching for the bottom part of the trunk of a tree that is burned. What do you think may have caused it???
17. All living creatures have eyes, but have you ever heard of a tree having eyes. Well you will soon. Look for the Beech tree looking over the river. Ask it a few questions, it may know the answers because of it's millions of eyes!!!

Walking the trails is really fun. But make sure you stay on the trail. Or else you could mess some thing up.

Trail Post 3 – Animal Signs

- * Have you ever noticed that when running through the mud your feet leave footprints. It happens to other animals, too. Find at least one path of deer track.
- * Have you ever gone to the Bathroom?? All animals have to. Deer's leave little pellets of poop when they go to the bathroom. Try and find some!
- * When squirrels eat they leave behind the shell. Find at least 3 shelled acorns
- * When going by the river search for Beaver Dams. They create these dams to live in, be safe in, and eat in.

Take nothing but pictures, and leave nothing but footprints.

Camp Potomac Woods:
Priscilla's Trail's Scavenger Hunt

Made by Troop 479

What to walk more.
Go to the Camp Office to find more trails!

18. At the end of the trail you will see a big white Pooh Tree.

Go ask your leader and see what she will say.
Then go and run, to hop and play.
In the Pooh Tree you will see,
A big hole to big for you and me.

Now jump in a take a picture.



End of Trail

Want more activities???


Go down to the river and search for fish. When you find a fish take a look in your troop's nature guide.

I hope you have enjoyed this trail. Please return this to where you found it. Be a sister to every girl scout. Thank you, and have a great rest of a day.

ANIMAL CROSSWORD

Created by Allison Bell

Fun Facts About Animals



ACROSS

- 4 Has a white tail
- 6 Ring tailed scavenger
- 8 Red canine (sly as a ---)
- 9 Hangs from trees by its tail
- 10 This animal has a "perfume" you don't want to wear!
- 11 Very common bushy tailed rodent

DOWN

- 1 Has a flat scaly tail and builds dams
- 2 A gray scavenger (canine family)
- 3 Gray canine hunter (still trying to catch the roadrunner!)
- 5 Has webbed feet and is a good swimmer
- 7 Alvin, Simon and Theodore!

Answers





BIRD WORD SEARCH
Created by Heather Lawrence

Birds

Find each of the following words.

CARDINAL	VULTURE	HAWK	OWL
WOODPECKER	BLUEJAY	DUCK	DOVE
HERON	EGG	SPARROW	ROBIN
NEST	GOOSE	PIGEON	
CROW	FEATHER	KESTREL	

OAWWOAGOOSE RUVENRGJKETTHEKECKN
UVREDOIAKDJTRROIVRDOAOEEHOFIGD
SEOWKTNWWRAVCWOBDLWERNNOBGWALW
ONARTEOOPAHALUUORWNAGOYDDUEHOR
TWEWOODPECKEROURSUVNSDEUOEEDVN
WRTLAOWIRNSSEWYAJEULBKSSSEEGCI
KCUDNGTADWAUHNBWEP SOGAERNWUUGE
OOWKRWBSPREITNNNUOKTCIWRLCND SU
TARLHNEPEKESAOWDDWGAGRALIOFAPE
DOVEAOEEBNDCEROLNSROI ERERECNAP
LOWGWJTVWDT SFLERGD EUOWOEKOYORH
KCSUKREEOCUTPPELIVIHESHUTEOERS
VULTUREORS AWOWENEOOPWLJOTE EGOE
LIDRAEVECD EOAIAVELEFDPEAR KOIWT
ETNND AORB DOLCLNGTEURLERTSEKPGO
RO TENENVN RTRGRRRKOUVNEWAOEABTS

