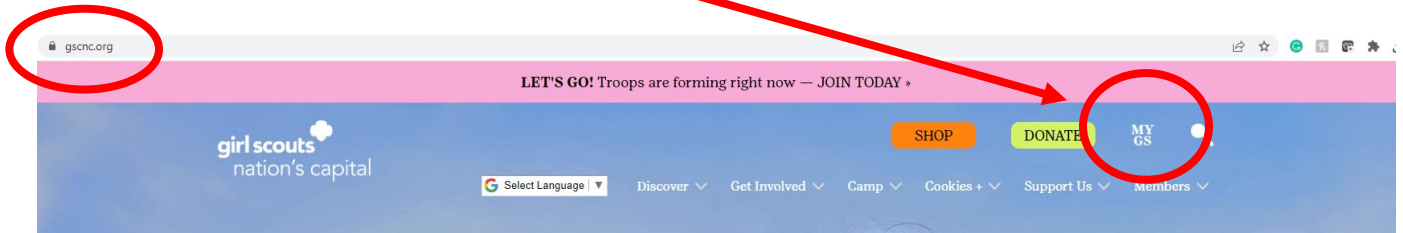
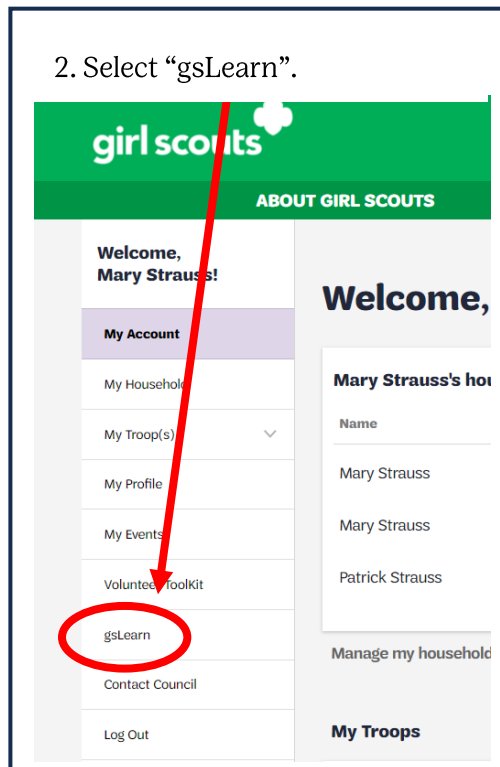


How to Start Your Training in gsLearn

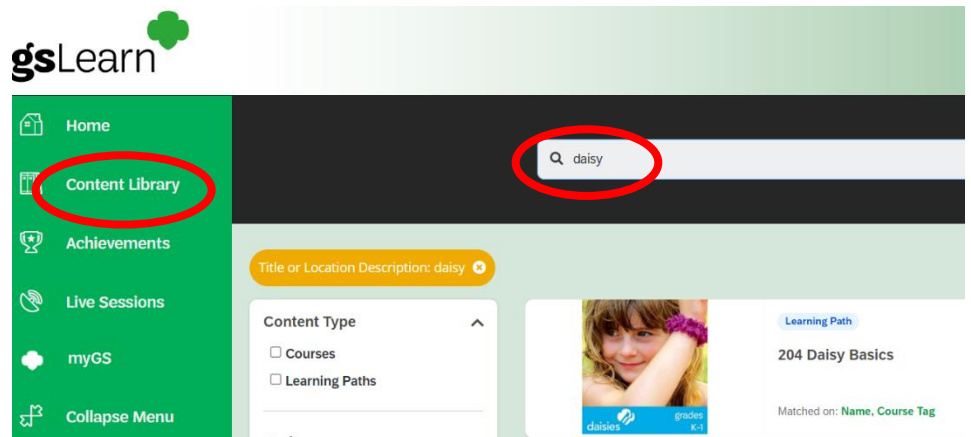
1. Go to our website gscnc.org and log into MY GS. Don't know your password or forgot your password? Click "forgot password" and you will be emailed a link to reset it. Need help logging in? Email customer@gsnc.org



2. Select "gsLearn".



3. When you are in gsLearn, click on the "Content Library" and locate the training you need – for example, a Daisy troop leader would find the "Daisy Basics Learning Path" by typing "daisy" in the search bar. Go to [this link](#) to see what training is needed for your role. Need help? Email customer@gsnc.org

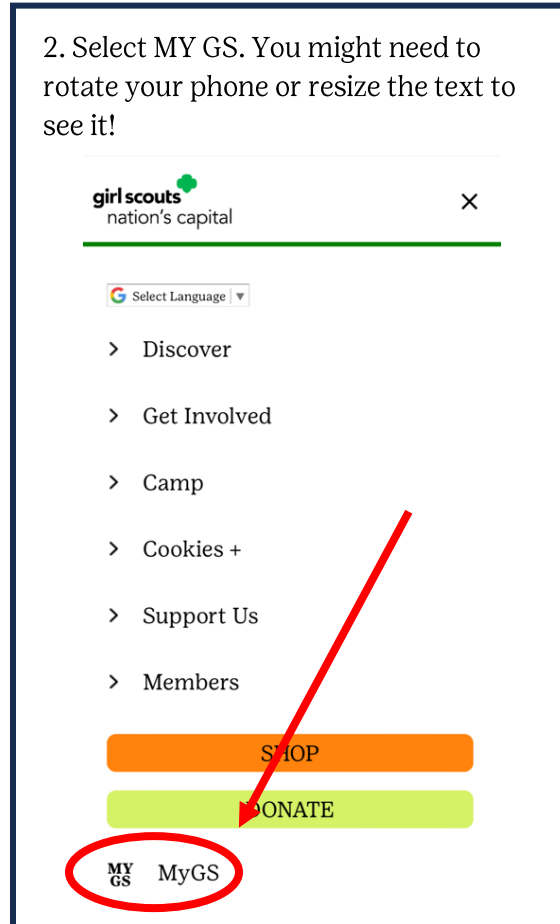


Logging in from your phone? It will look different!

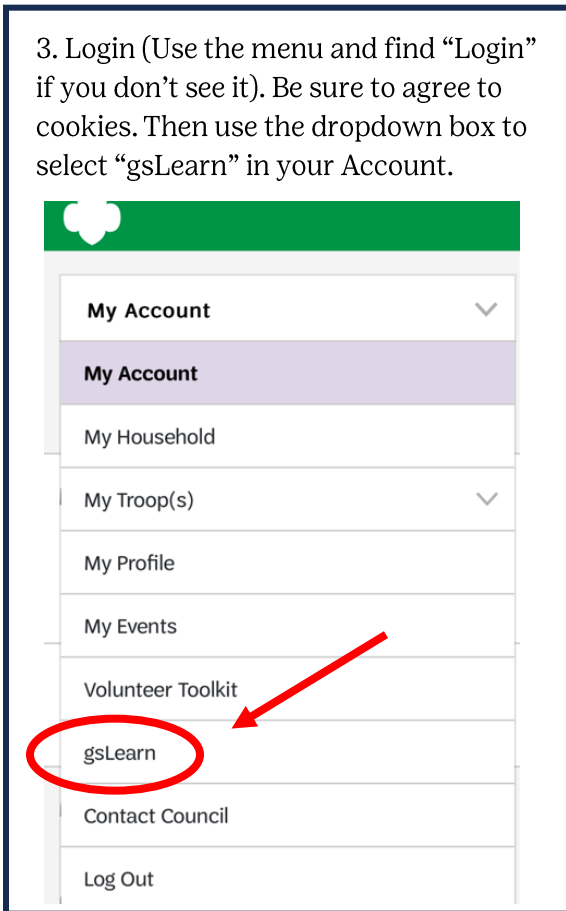
1. Go to gscnc.org and click on the menu icon.



2. Select MY GS. You might need to rotate your phone or resize the text to see it!



3. Login (Use the menu and find "Login" if you don't see it). Be sure to agree to cookies. Then use the dropdown box to select "gsLearn" in your Account.



The gsLearn platform may not work well on mobile devices! You may need to rotate your phone to the horizontal position to be able to see the "Content Library". It is always easier to access from a computer! Need help? Email Customercare@gscnc.org.

