




# Endangered Species Patch Program



Green Sea Turtle

“One way to open your eyes to unnoticed beauty is to ask yourself, ‘What if I had never seen this before? What if I know I would never see it again?’”

Rachel Carson, 1907-1964

Cadettes, Seniors, and Ambassadors, do you want to protect wildlife, our environment, and make the world a better place? In 1973, Congress passed the Endangered Species Act (ESA) to recognize the environmental importance of protecting species from extinction. As you explore the importance of the ESA you will discover how to protect an endangered species and the habitat they depend on to survive. You can lead the way by understanding why this law is so important to our planet.

## Steps

1. Learn about endangered and threatened species and the ESA process
2. Investigate two endangered species: locally, regionally, or globally
3. Make a creative project inspired by endangered species
4. Visit a local environmental organization in your area
5. Present what you learned about endangered species

## Purpose

When I have earned this patch, I will have an understanding of endangered species, their habitat, and the process of protecting them through the Endangered Species Act.

# Let's make the world a better place.

---

The Girl Scout Council of the Nation's Capital and National Oceanic and Atmospheric Administration (NOAA) partnered to develop the Endangered Species Patch Program.

Girl Scouts can take an active role to better understand the biodiversity of our environment. You can make an impact and make the world a better place. Environmental stewardship has been a key part of the Girl Scout experience for over a century.

By completing this program, Girl Scouts will:



**Discover:** Girls will discover the history and importance of the Endangered Species Act of 1973 and what they can do to help endangered species.



**Connect:** Girls will connect with local organizations concerning local and global species that need to be protected.




**Take Action:** Girls will take action by getting involved locally through various projects which will focus on environmental stewardship.

---

The activities in this booklet are most appropriate for Girl Scout Cadettes, Seniors, and Ambassadors. The patch program is divided into five different steps. See each step for activities requirements. Once you have completed the patch program, you will earn the Endangered Species patch, which can be purchased in the council shop or online.

---

Environmental stewardship has been a key part of the Girl Scouts experience for over a century.



Northern Atlantic Right Whale

## More to EXPLORE!

---

As you explore and research, collect pictures of endangered species including mammals, fish, reptiles, birds, coral, plants and trees. Create a collage, vision board or a map of these interesting species to get inspired while you earn the Endangered Species patch.



# Environmental Toolkit


---

Understanding the terms used in connection with the process of protecting endangered species is important. Below is a list of some common terms you should know. Use a dictionary or the internet to familiarize yourself with all these terms. Keep track of these terms by defining them in a notebook. Expand your vocabulary!

Environment	Ecosystems	Biological Opinion	Monitoring	Native	Socioeconomics
Endangered	Delist	Marine Debris	Regulation	Invasive	Missions Statement
Threatened	Extinct	Recovery Plans	Candidate	Population	Emergency listing
Conservation	Habitat	Federal Register	Petitioned	Sustainability	Science-based management
Critical Habitat	Take	Stock Assessment	Restoration	Marine Debris	Incidental takes
Flora & Fauna	Bycatch	Federal Agencies	Climate	Pollutions	Exotic pet trade

**Make sure you stay safe online and sign the Girl Scouts Internet Safety Pledge!**

## Alternative Facts



Facts and falsehoods, different points of view. We can be influenced by different media outlets. Who is creditable? Do we believe everything we read? Is it accurate or exaggerated? Make sure you are using a creditable source, check out numerous websites and news articles.

Search Endangered Species Act. What information is in the news? Are the articles all the same or subjective to a point of view? Develop your own set of criteria for evaluating the quality, balance and fairness of the information presented.

Make sure your information and presentations reflect your standard for quality, balance and fairness. Live by the Girl Scout law.

---

## STEP 1

# EXPLORE



Learn about endangered and threatened species through the Endangered Species Act (ESA).

**CHOICES-Complete the required activity and two additional activities of your choice.**

- ♦ **Required**– Research the process of how an endangered species is listed on the ESA? [How is a species listed](#)? What is the difference between **endangered** and **threatened**? Does the ESA protect both animals and plants? What government agencies are responsible for the ESA? How do local, state, & federal agencies participate?
- ♦ Research two delisted endangered species and [the process to delist them](#). How did we know they had recovered? How is a species removed from the list?
- ♦ Research two changes to the ESA and/or search the [Federal Register](#) for additions and amendments. How does the public know what changes are being proposed? Can they make comments?
- ♦ Research two other conservation laws and methods. How are they similar/different to the ESA?
- ♦ Research international laws that affect the protection and trade of wildlife parts and products. What species are protected under CITES (the Convention on International Trade in Endangered Species of Wild Fauna and Flora)?

## Environmental Careers to EXPLORE!

Agricultural Engineer	Environmental Engineer	Geneticist	Oceanographer
Climatologist	Environmental Lawyer	Hydrologist	Sustainability Specialist
Conservation Scientist	Environmental Scientist	Marine Biologist	Wildlife Biologist
Ecologist	Environmental Writer	Microbiologist	Veterinarian
Entomologist	Geographer	Molecular Biologist	Zoologist

**Interested in exploring environmental careers?**

**Search *Environmental Careers* or start here with these links and explore your options:**

<https://www.bls.gov>

<https://environmentalsciencedegree.org/careers>

<https://www.thebalancecareers.com/green-jobs>

*Explore careers that  
link both the law and  
environment*



## STEP 2

# INVESTIGATE

**Investigate vanishing wildlife. Are there some near you locally, in your region, or globally? Investigate two species from the list below or research two endangered species that interest you.**

**CHOICES—Complete the required activity and one additional activity of your choice.**

- ♦ **Required**—Pick two species from the list below. Determine their status, research their taxonomy, and provide a species description.
- ♦ Using the two species you chose from the required activity, identify where they live and the areas their population is growing or shrinking. Are there other protective regulations, concerning your species? What are they? What can be done to help them recover and reduce those threats?
- ♦ Using the two species you chose from the required activity, identify two common factors/threats that caused the species to become threatened or endangered. What threats are in their environment? What can be done to help them recover and reduce those threats?

### Local Species:

Baltimore Checkerspot Butterfly  
Cheat Mountain Salamander  
Shenandoah Salamander  
Atlantic Sturgeon  
Bog Turtle  
Indiana Bat  
Virginia Big-eared Bat  
Dwarf Wedge Mussel  
Swamp Pink  
Northeastern Bulrush  
Hay's Spring Amphipod  
Tiger Beetle



### Regional Species:

Atlantic Coast Piping Plover  
North Atlantic Right Whale  
Green Sea Turtle  
Red Knot  
Florida Manatee  
Red Wolf  
Kemp's Ridley Sea Turtle  
Shortnose Sturgeon  
Mississippi Sandhill Cranes  
Johnson's Seagrass  
American Chestnut  
Small Whorled Pogonia

### Global Species:

Giant Panda  
Northern White Rhinoceros  
Northern Rockhopper Penguin  
Vaquita  
Oceanic White Tip Shark  
Polar Bear  
Blue Whale  
Orangutan  
Cantharellus Coral  
Floreana Coral  
Coastal Redwoods  
Rafflesia Flower



The Wildlife badge was released almost 40 years ago. To earn the badge, girls had to define the terms threatened, endangered, and extinct wildlife; choose one endangered species native to the US and find out why it has become endangered, and what is being done to help it survive.

# STEP 3 CREATE

**Advocate with Art. Make a creative project inspired by endangered species.**

**CHOICES— Choose one project.**


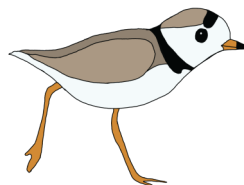
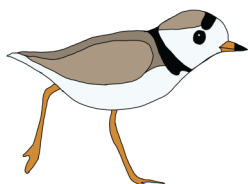
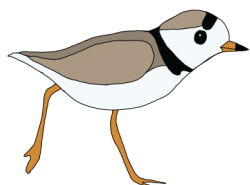

- ♦ Enter a piece of original artwork into the Saving Endangered Species Art Contest (annual event), or a local endangered species or wildlife art/photography contest.
- ♦ Cadettes only-Enter a piece of original artwork into the NOAA Marine Debris Calendar (annual event), or a local endangered species or wildlife art/photography contest.
- ♦ Create a PSA (public service announcement) about a endangered species, environment law, or conservation organization that helps protect and recover species. Promote your PSA on social media.
- ♦ Write and illustrate your own storybook about an endangered species. Share your storybook to a group of younger Girl Scouts.
- ♦ Develop an endangered species board game and include as many species as possible. Share and play your game with other Girl Scouts and classmates! Share why it is important to protect the ESA!
- ♦ Create an Infographic. Think of five things you could do to enhance the public's understanding of endangered species in your own community. Explore what you learned about endangered species in this program. Create to inspire!

## Advocate with your creativity!

### Tell other Girl Scouts about this patch!

GO BIG! Contact your local Service Unit and ask if you can show your PSA, presentation, or creative artwork at the next meeting, camp, other events!

Get online and connect with <http://www.endangered.org/> about how you can promote your message about the importance of protecting endangered species.



## STEP 4

# EXPERIENCE

### Make your experience your own.

Research and identify an organization or facility in your community or explore a location that interests you. See the examples listed to the right. Find their mission statement, which is a formal summary of goals and values of a company or organization. Is the organization charged with the responsibility to manage habitat, wildlife preservation or support endangered species and their habitat? If so, this would be a great place to visit! Learn more about the organization and plan to visit.

Explore, hike, and tour the natural area and learn about wildlife habitat, how the area is being managed for wildlife, and if there is any habitat present for endangered species.

Meet a staff biologist, site manager, or research scientist and learn how they improve or plan to improve habitat for endangered species or other wildlife species. Learn about how to protect our environment and make the world a better place.

### Examples of facilities to visit include:

- ◆ Local Nature Centers
- ◆ County or State Parks
- ◆ National Wildlife Visitor Centers
- ◆ State or National Wildlife Refuge
- ◆ Wildlife Sanctuary and Visitor's Center
- ◆ Nature/Wildlife Preserve
- ◆ Non-profit Environmental Organization
- ◆ Natural History Museum or Science Center
- ◆ Aquarium or Zoo

### State or Federal wildlife or environmental agency

- ◆ Bureau of Land Management
- ◆ Department of Conservation and Recreation
- ◆ Department of Natural Resources
- ◆ National Oceanic and Atmospheric Administration
- ◆ National Park Service
- ◆ United States Fish and Wildlife Service
- ◆ United States Forest Service
- ◆ United States Geological Survey

### Other ways to experience the wilderness:

If you cannot get to a local park or wilderness area, attend a webinar, a lecture, or watch a documentary concerning our environment. Discuss how these other media sources can also be important in helping protect endangered species. Present what you learned to your troop.



# STEP 5 Present

## Environmental Stewardship

### Make headlines! Get involved! TAKE ACTION!

#### CHOICES—Complete one activity.

- ♦ Organize or staff an exhibit/or table top display at an Endangered Species Day event. Present what you have learned and why protecting endangered species is important to you. Endangered Species Day website: [www.endangeredspeciesday.org](http://www.endangeredspeciesday.org).
- ♦ Call, write, or visit your state or federal Senator/Representative or congressional office and explain “Why I care” about this important topic, and present how you would like them to help protect and enhance the Endangered Species Act.
- ♦ Be a citizen scientist. Look for projects in your area through local organizations or log on to participate and see how you can be a [citizen scientist](#).
- ♦ Volunteer at any of the facilities listed in Step 4, or at a local wildlife rehab, nature center, museum, zoo, or aquarium.
- ♦ Join a conservation group or society. Participate in their meetings and then consider starting your own group at your school!




**TAKE ACTION! Be a part of an Endangered Species Day. This annual event is on the third Friday in May. Be part of the solution and engage the public on the importance of protecting endangered and threatened species and what we can all do to help them. Register your event at [www.endangeredspeciesday.org](http://www.endangeredspeciesday.org)!**



**The work of TODAY  
is the history of  
TOMORROW  
and we are its MAKERS.  
Juliette Gordon Low**

# Conservation Info



## A few Conservation Acts and Agreements

Atlantic Tunas Convention Act (ATCA), 1975  
Convention on International Trade in Endangered Species (CITES), 1973  
Endangered Species Act (ESA), 1973  
Magnuson-Stevens Fishery Conservation and Management Act of 1976  
Marine Mammal Protection Act (MMPA), 1972  
Marine Protection, Research, and Sanctuaries Act of 1972  
Migratory Bird Treaty Act (MBTA), 1918  
Organic Act of 1916  
Shark Conservation Act (SCA), 2010  
Wild Bird Conservation Act (WBCA) 1992

## Conservation organizations

**Below are a few organizations. Do your own search for endangered species organizations and see what information you find.**

Defenders of Wildlife  
Endangered Species Coalition  
Environmental Defense Fund  
International Union for the Conservation of Nature  
Oceana  
The Sierra Club  
The National Audubon Society  
The Nature Conservancy  
Wildlife Conservation Society

# What's NEXT



**Check out these badges to develop skill that will help you advocate for endangered species.**



**Cadettes- Finding Common Ground badge.** Why is it important to protect a species? Learn strategies for bringing people together and debating your opinion.



**Seniors- Truth Seeker badge.** Did you come across different facts or falsehoods in your research? Learn more about evaluating media literacy to find the truth.



**Ambassadors- Public Policy badge.** Do you want your voice to be heard? Learn about public policy and how to advocate for change. Engage as a global citizen and protect endangered species.

## Environmental Stewardship Girl Scout badges

Trees



Eco Trekker

Eco Explorer



Voices for Animals

Eco Advocate



Water



4301 Connecticut Avenue, NW M-2  
Washington, DC 20008  
800-523-7898  
[gscnc.org](http://gscnc.org)



**© 2019 Girl Scouts Nation's Capital. Illustrations by GSUSA  
and Girl Scouts Nation's Capital Program Department.  
All rights reserved.**