

BROWNIE

GIRL SCOUT

FRIEND MAKER

PATCH PROGRAM

GIRL SCOUT COUNCIL OF THE NATION'S CAPITAL

Favorite Fables

The Lion and the Mouse

by Aesop

Once when a Lion was asleep, a little Mouse began running up and down upon him. This soon wakened the Lion. Angry at being disturbed, the Lion placed his huge paw upon the little Mouse and opened his big jaws to swallow him.

“Pardon, O King,” cried the little Mouse. “If you will let me go, I shall never forget your kindness. Who knows but what I may be able to do you a good turn one day.”

The Lion was so amused at the idea of the Mouse being able to help him that he lifted up his paw and let him go.


Some time later, the little Mouse heard the Lion roaring angrily. When he went to see what the trouble was, he found the Lion caught in a hunter’s net. Remembering his promise, the little Mouse set to work nibbling at the ropes with his sharp teeth. And before long, the Lion was able to crawl out of the net.

Little friends may prove great friends.

TABLE OF CONTENTS

Purpose.....	1
Requirements.....	1 - 3
Suggested Kindness Situations.....	4
People Packages	5
The Friendship Stick	6
Friendship Kit -Introduction and Contents.....	7
Friendship Award	8
Suggested Songs, Poems and Stories.....	9
Answers to Word Search.....	9
Notes.....	10 - 11
Poems.....	3 and 5

TRY-IT LINKS



FRIENDMAKER PATCH PROGRAM FOR BROWNIE GIRL SCOUTS

PURPOSE: To encourage Brownie Girl Scouts to do the following:

- ◆ to reach out to their family, friends, and the people of their community with kindness
- ◆ send a friendly message by the way they act and speak
- ◆ to work and play together in more caring and friendly ways.

In order to complete the patch program, Brownie Girl Scouts should do six activities including the ones that are starred * .

REQUIREMENTS

*1. “Can we do it? Yes we can! First we have to make a plan”, “Everything is better, when we do it together!” and “Satisfaction guaranteed, when we help our team succeed!” are all power phrases from the Talking with TJ Teamwork Series. After you have gone through all the sessions talk about how following the power phrases could have helped in some past situations so that you will be ready should similar situations occur in the future. To borrow a copy of Talking With TJ Teamwork Series, ask your service unit manager or librarian or call Educational Services at the Girl Scout office.

2. Celebrate a Random Acts of Kindness Week the week prior to Thinking Day. With a small group in your troop act out in skits what you would do if you were in the situations on the Suggested Kindness Situations page following the patch requirements. Present your skits and pass out thank you notes to friends who do an act of kindness at school or in the community during the week. The troop can show a good example by giving acts of kindness.

3. Solve the word search below. Look for the following words. They may be backwards and diagonally as well as up and down. After you find them find out what they mean. The words are caring, choice, love, message, behave, act, treat, kindness, feel, honor, secret, promise, friends, sorry, share, fair, thanks, please. Answers on Page 9.

**K A K R E E Y R R O S V F V S
I T R E A T H O N O R L R B L
N M P R O M I S E C M O I C B
D D E O V T E R C E S V E H P
N F R S E V A H E B F E N O L
E G E I S T T H A N K S D I E
S H P E A A C A R I N G S C A
S I Q Y L F G I C B K E E E S
J R Z T C A L E C E R A H S E**

OR

Make Peace Soup. Using any kind of hand puppet and a large cooking spoon, announce to the troop that you are making Peace Soup. Ask them for some of the ingredients that would be in “Peace Soup.” With each answer say “one cupful of “ what ever ingredient is voiced —such as: love, listening, forgiveness, sharing, praying, support, welcome, group, introduction, friendly, helpful, etc. If you think one or more are especially appropriate, you could say “two cups full of ...” of those ingredients. After filling a pretend or real pot with these ingredients, have your hand puppet stir the peace soup and declare “Peace is delicious”.

Then ask the girls the following questions:

- ◆ Which of the ingredients do you think are the most important?
- ◆ Which of the ingredients would be the easiest for you to do?
- ◆ Which of the ingredients would be the hardest for you to do?
- ◆ What are some other ingredients for making peace in your home? In your troop? In the world? If your “peace soup” were made of people, who would you put in your soup?

4. Look through you local newspaper for stories about people who give help and those who need help. Make a list of things that your troop could do as Planned Acts of Kindness.

OR

Make a coupon book of service for a group or individual in your community. It might include yard clean up where you meet, or raking leaves, or planting and weeding, or reading to someone who cannot see.

5. You cannot know what a person is like on the inside by only looking at her outer wrapping or appearance. Play the People Packages Game on page 5 of the booklet. Have you ever been wrong about someone after deciding what she is like from her “outer wrapping”? What are some of the things everyone can do to learn what a person is really like?

OR

Visit a troop of Daisy Girl Scouts. Have girls in both troops make name tags or me collages with descriptions or pictures of what they like, i.e. food, games, clothes, activities. Have the girls get to know each other by reading the name tags and sharing any similar interests. You will need magazines showing girls from different ethnic groups, scissors, glue, and markers.

6. How do you rate as a friend? Do the activity, **Being a Friend** on Pages 79-81 of the Brownie Girl Scout Handbook. With your troop make a list of rules on how to be a friend.

7. Many girls have not become Brownie Girl Scouts because they don’t know anything about Girl Scouting. Make up a game about the Girl Scout Promise and Law. Play the game with a friend who is not a Girl Scout. Be prepared to tell her all you know about being a Brownie Girl Scout.

8. A Friendship Stick is small, painted, curved, stick given as a symbol of friendship by Guides and Girl Scouts around the world. Make a friendship stick and give it to a Girl Scout friend after you explain what all the symbols mean. Follow the directions on Page ..

*9. Have a Friendmaker Festival in your service unit or community. Make posters or flyers to advertise the day. Include some of the following:

- ◆ songs, poems, skits, swaps and games about friendship.
- ◆ exchange Friendship Sticks
- ◆ at the end of the event, present “The Friendship Award” to all who have made new friends.
- ◆ have everyone take home a Friendship Kit.
- ◆ make a friendship banner

See page 7 for materials in the Friendship Kit and how to use it. A copy of the Friendship Award is on page 8. There is a suggested list of songs, poems, and stories on page 9.

WHAT THE BROWNIE KEPT

A choral reading

Solo 1: A Brownie found a feather white

Solo 2: She gave it to an elf

ALL: She could have put it in her cap, and kept it for herself

Solo 3: A Brownie found a pebble bright

Solo 4: She gave it to a gnome

ALL: She could have kept it for herself, to brighten up her home

Solo 5: A Brownie found a milkweed pod

Solo 6: She gave it to a sprite

ALL: She could have kept it for a bed to nestle in at night

Solo 7: A Brownie found a pumpkin seed, she found it in a ditch

Solo 8: Instead of keeping it herself, she gave it to a witch

ALL: The Brownie found something special

Almost every day

But all she kept was just the joy

Of giving things away

Contributed by Bonnie Landis
Heidelberg, Germany

SUGGESTED KINDNESS SITUATIONS

There is a new girl at school.

- a. You ignore her and keep talking to your old friends
- b. You introduce yourself and show her around.

Your friend tells a joke you have heard before..

- a. You laugh anyway
- b. You tell her it's an old joke.

You promise to play ball with a friend. Another friend wants you to do something more exciting..

- a. You cancel playing ball to go with the other friend
- b. You keep your promise and play ball.

You have a secret you want to tell a friend.

- a. You tell it in private
- b. You tell it in front of somebody

You see someone in the hall.

- a. You smile and say hello.
- b. You pretend you don't see her and keep walking.

You want to go outside and play. Your mother asks you to help her fold laundry.

- a. You help her cheerfully.
- b. You scream and cry and complain.

You share a room with your sister. Your side is a mess .

- a. You throw your dirty clothes on top of the pile.
- b. You clean up your mess

You break a toy.

- a. You blame it on your little sister.
- b. You admit you broke it and say you're sorry.

You bump into somebody.

- a. You go on walking by
- b. You apologize.

Your friend wants to play a game that you

- a. You refuse to play with her .
- b. You play the game with her and politely

PEOPLE PACKAGES

This activity helps girls realize that you can't know what a person is like on the inside by only looking at her/his outer wrapping or appearance.

Materials needed: A beautifully wrapped package with something like an old rag inside and a newspaper-wrapped package with string containing a special treat for everyone.

1. Ask the girls which they would like to receive, what might be inside each one and can they tell the contents just by looking at it? Have them decide which one they should open.
2. Before the package is opened talk about people packages, i.e., I am _____ tall, have _____ hair, and _____ eyes, and I have _____ color skin, etc.
3. Try having the girls guess who each people package is by descriptions given by their troopmates. How do the packages differ? Can they tell what people are like just by looking at them? What can't they tell about people from their packaging.
4. Open the package. Did the girls anticipate what was in the box? When the other package is opened share the treat.
5. Conclusion: People are like packages. We can't know what is inside a person simply by looking at their outer wrapping. Ask girls if they have ever been wrong about someone

MY FRIENDS

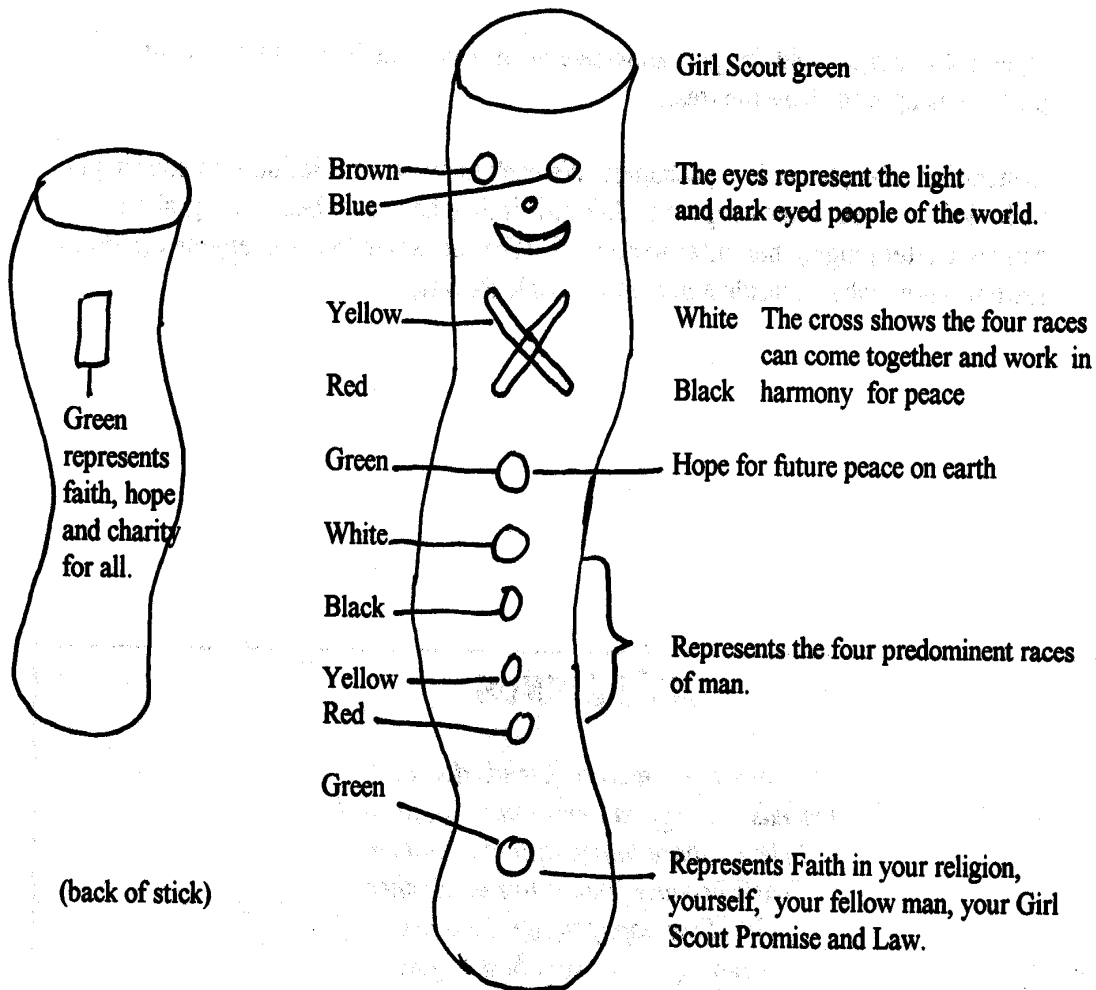
*Friends share secrets (friends don't tell)
Friends share good times (and bad, as well)
Friends share things with one another.
That's because friends like each other.
Of all the happy things there are
Friends are the very best by far.*

THE FRIENDSHIP STICK

It is a custom in this country to use symbols to represent certain expressions. For example, our American Flag is but a piece of cloth yet it is symbolic of our great country. The Red, White and Blue are gazed upon with pride and respect, not for the bit of cloth, but for what it represents. When it is displayed it is an expression of patriotism.

Many Girl Scouts use a small carved stick to symbolize friendship with other Girl Scouts and Girl Guides around the world. It is but a piece of wood but each part of it has a special meaning.

1. Find a slightly bent fallen limb -an inch to an inch and one half in diameter and up to about one foot long. If it has bark, peel it off. The curved stick represents the curvature of the earth.



You have brought a plain ordinary stick to life with the symbols of friendship. You may want to give this stick to a friend to symbolize the bond of friendship through Girl Scouting.

2. Carve or paint eyes, nose, mouth, tie and buttons in the front and a rectangle on back.

INTRODUCTION TO THE FRIENDSHIP KIT

The friendship kit can be used at subsequent meetings after the patch program is completed. Each item can be used as the theme of a meeting or part of a meeting.

MATERIALS FOR THE FRIENDSHIP KIT

BINOCULARS - find new ways to be a friend

TAPE - friends stick together

PICTURE PUZZLE - friends work together

BALL - playing and having fun together

TISSUE – caring during sad times

TOOTHBRUSH - smile at your friend

WATERING CAN - watering to grow into a lasting friendship

MIRROR - you are your own best friend

PICTURES OF PEOPLE - (multicultural, elderly, physically and mentally challenged) anyone can be your friend.

FRIENDSHIP AWARD

This friendship award is presented to

for showing friendship
and kindness toward others

by _____

A friend is
someone
who cares!



© Christopher Easton

Friendship Award

Encourage feelings of friendship and reinforce positive behavior with this special Friendship Award. After talking about ways of showing friendship and kindness toward others, be on the lookout for opportunities to reward those good deeds. Reproduce copies of the Friendship Award, fill in the child's name, and indicate the reason for the award. A great way to nurture special feelings among friends!

SUGGESTED SONGS, POEMS AND STORIES

SONGS

Brownie Friendmaker Song, Brownie Handbook page 227 and Singalong Songbook and tape, GSCNC Shop

Make New Friends, Girl Scout Pocket Songbook, GSCNC Shop

Whene'er You Make a Promise, Girl Scout Sing Together Songbook

Magic Penny, Marin Sings, World Around Songs.

I'm Glad to Be Me, by Lou Singer, Copyright 1957, Argosy Music, Great Valley Girl Scout Council Songbook, World Around Songs

Grab Another Hand, Camp Song

It's a Small World, Walt Disney, Our Chalet Song Book, GSCNC Shop

Friends are Nothing, Campsong

Buddies and Pals, Marin Sings, World Around Songs (Words only)

I Want to Be a Friend of Yours, Camp Song

I Want to Live in a Friendly World, Camp Song

POEMS

Libraries

Cadette Girl Scout Handbook

Childcraft Vol. 14

Friendship Book, Hallmark

STORIES

A Fuzzy Tale, Stories for the Campfire, GSCNC Shop

Minnie Mouse and the Friendship Locketts, Walt Disney- by Lyn Calder, Golden Books, NY

Unlikely Friends, (Fables)


Child Craft, Volume 1

ANSWERS TO WORD SEARCH

KAKREEYRROSVEVS
ITREATHONORRBL
NMPROMISECMOICB
DDEOVTERCESVEHP
NEESEAHEBFENOL
EGEISTHANKSDIE
SHPEACARINGSICA
SIQYLFICBKEEES
JRZTCALCERAHSE

NOTES

NOTES



SHARE

DOLLARS AT WORK

Girl Scout Council of the Nation's Capital
4301 Connecticut Avenue NW, Suite M-2

Washington, DC 20008

202-237-1670

800-523-7898

FAX 202-274-2161