

Beginner's Compass Game (course is permanently set up at Camp Brighton Woods)

This activity is recommended for Juniors and up as a fun way to get their bearings as they learn how to navigate with an orienteering compass. To play, the participant must be able to find a direction with a compass when given a bearing. No pacing of distances is necessary.

The course consists of 8 labeled cones carefully placed in a large circle. While playing the game, all players are contained by the circle.

Care must be taken to insure that magnetic influences are not present.

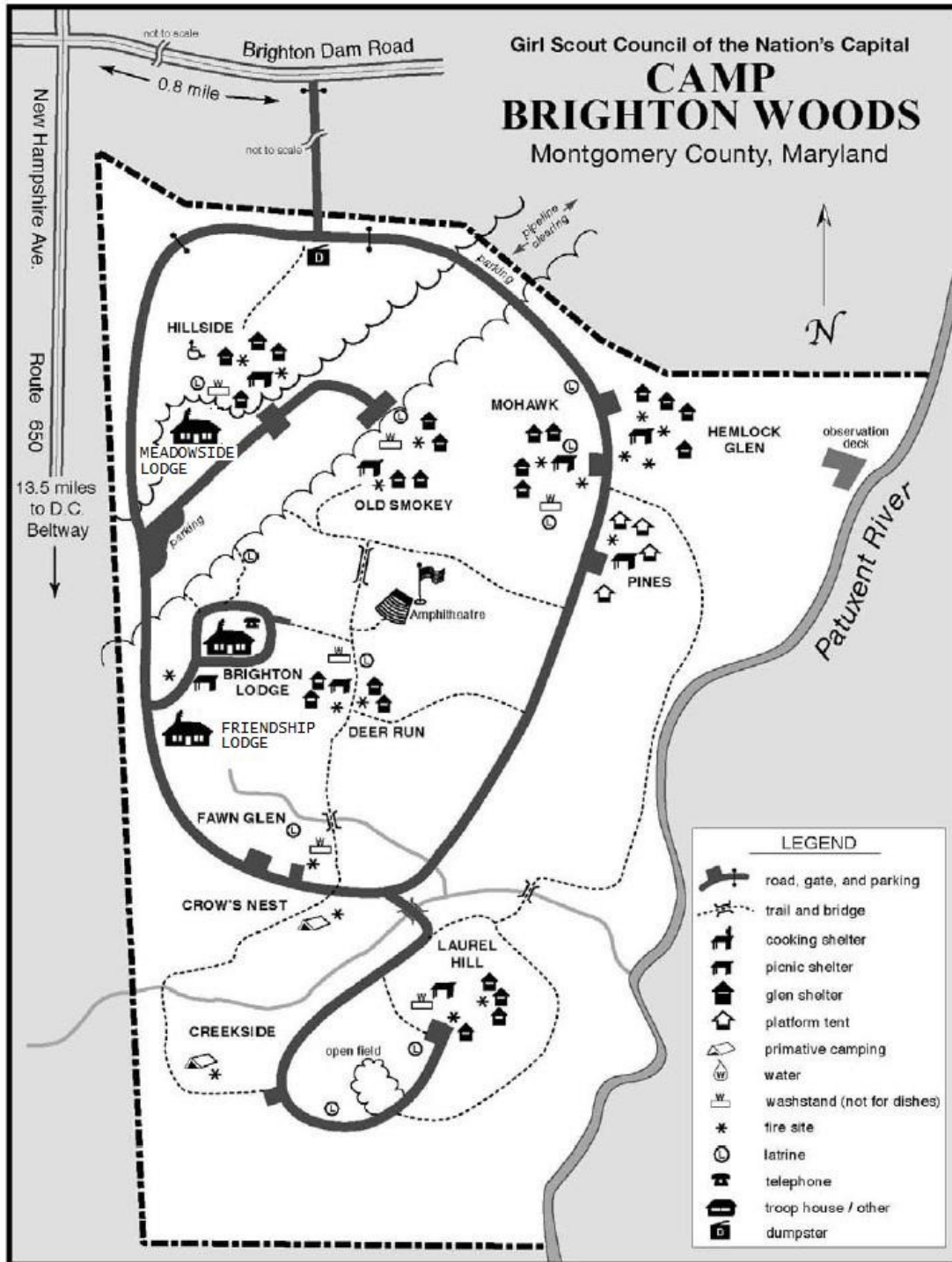
Kit Contents

- Leader Guide
- 8 labeled cones
- Pencils and pencil sharpener
- Laminated copies of the Game Paper Sheets
- Laminated copies of the Answer Sheet
- Back-up baggie of Game Papers (**Note:** Please provide your own Game Papers by photocopying the provided Game Papers sheets and cutting it into pieces. Each set makes 90 papers and each girl receives one at a time. If you run out or forget to copy your own Game Papers, you may use those provided in the kit, but you must make new Game Papers to replace them. You can also print papers from pages 5-7 of the online Leader Guide here:
<http://www.gscnc.org/files/pdf/program/kits/CompassGame.pdf>)



Note: This kit **does not** include compasses. You will need to provide your own orienteering compasses. Any orienteering compass is fine. Look for a clear base plate, rotating housing, direction of travel arrow(s) and some version of a “Read Bearing Here” mark. GSCNC has a Compass Kit which can be requested separately using the c360 Program Kit Request form which can be found here:
<http://www.gscnc.org/kits.html>.

This kit is designed for use at Camp Brighton Woods. The Compass Game is permanently set up in the Sports Field in front of Meadowside Lodge. Look for the 8 pavers which are slightly buried in the grass around the flag pole. To use this already-set-up course, simply place the included cones on the appropriately labeled pavers.



Setting Up the Game

- Photocopy the Game Papers sheets and cut them into pieces. (This kit contains a baggie of backup Game Papers for play in case you run out or forget to make your own. Plan on using your own papers. If you need to use those in the backup baggie, please remember to make new Game Papers to replace them.)
- Place the labeled cones on the appropriately labeled pavers, with the letters facing toward the center.
- Place a sharpened pencil at each cone. The pencil should remain at the cone during the game – girls should not carry them from cone to cone.

Playing the Game

- Each participant receives one Game Paper at a time.
- This paper tells the players their starting positions as well as the bearings which direct them from cone to cone around the course.
- Each player copies down the letter on each cone along their route on the back of the Game Paper.
- The six letter code word thus produced is checked against the respective code word on the Answer Sheet.
- Not two Game Papers describe the same route.

EXAMPLE

A player receives the following Game Paper:

66	E			
26	136	342	242	78

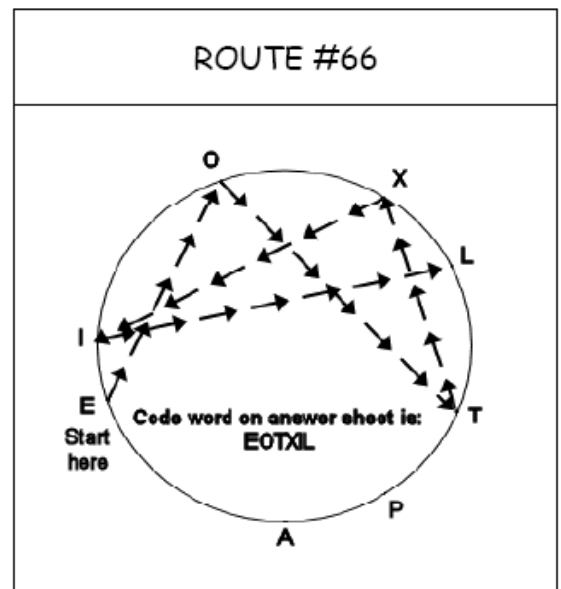
66 This is Game Paper #66. No other Game Paper will have the same information.

E This player must start at the cone labeled "E".

26 At cone E, the player follows a bearing of 26° which will lead to the next cone on the route, "O".

136 At the next cone ("O"), the player sets a bearing of 136° and continues this pattern until arriving at the 6th cone indicated by the bearing 78° , the last bearing on this Game Paper.

The code word produced (EOTXIL) is checked on the answer sheet for Game Paper #66.



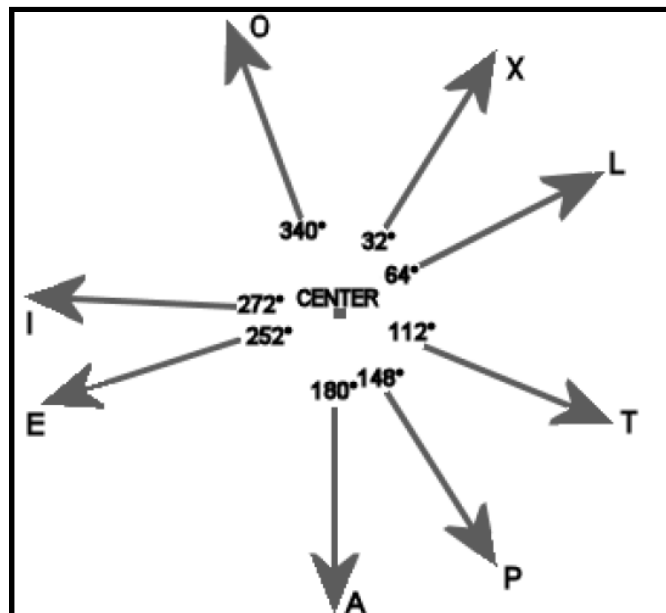
Setting Up Your Own Game

This kit can also be used to play the game on a course you set up on your own. Use the directions below to set up your play area. **Note:** You will need a tape measure (or a 30'-50' piece of string) and an unlabeled ground stake.

- Place the stake in the ground in the center of the area which will be used for laying out the course. (After the game is set up, the stake is no longer needed.)
- Attach the measuring tape or string (no more than 50 feet long) to the center stake.
- Working from the center stake each time, set the compass bearings as indicated below.

X - 32° L - 64° T - 112° P - 148° A - 180° E - 252° I - 272° O - 340°

- Place the lettered cone, according to its bearing, as illustrated, with the letter facing toward the center.
- Each cone must be the same distance (radius) from the center as every other cone.
- The radius of the course may be changed to suit the available space.



GAME PAPER SHEET 1

#1	A	#11	I	#21	X
32 196 290 92 316		172 26 154 0 162		242 36 136 358 212	
#2	E	#12	O	#22	L
52 138 258 120 254		136 358 318 180 300		292 170 56 220 300	
#3	I	#13	X	#23	T
102 272 110 334 112		180 290 26 216 78		342 196 32 196 334	
#4	O	#14	L	#24	P
136 236 32 258 62		196 40 282 62 276		0 138 292 206 126	
#5	X	#15	T	#25	A
242 78 248 110 40		316 206 68 196 300		350 206 52 138 196	
#6	L	#16	P	#26	E
292 154 300 136 306		334 216 102 272 68		92 358 258 136 16	
#7	T	#17	A	#27	I
220 300 78 318 276		316 120 0 232 26		136 16 180 334 112	
#8	P	#18	E	#28	O
16 258 62 232 126		352 62 196 350 112		206 52 180 40 358	
#9	A	#19	I	#29	X
74 16 318 162 316		36 170 74 0 232		138 248 126 74 334	
#10	E	#20	O	#30	L
68 292 216 62 180		170 16 242 172 110		318 242 136 74 40	

GAME PAPER SHEET 2

#31 T 272 126 74 334 112	#41 A 306 352 102 316 154	#51 I 36 136 220 16 248
#32 P 290 352 136 350 136	#42 E 92 342 196 350 216	#52 O 96 242 120 40 236
#33 A 32 318 232 92 220	#43 I 78 292 136 342 180	#53 X 232 352 78 196 334
#34 E 92 236 350 216 120	#44 O 206 352 120 254 16	#54 L 258 36 206 92 220
#35 I 120 290 92 236 350	#45 X 138 178 236 306 26	#55 T 220 334 206 52 242
#36 O 112 212 74 40 342	#46 L 258 62 162 272 126	#56 P 16 292 96 232 126
#37 X 196 74 16 178 316	#47 T 236 350 206 52 138	#57 A 32 178 282 62 232
#38 L 212 306 110 300 36	#48 P 334 96 196 56 358	#58 E 352 120 254 16 276
#39 T 316 112 258 172 52	#49 A 74 334 136 282 78	#59 I 36 112 248 126 56
#40 P 16 248 352 136 56	#50 E 68 196 254 16 276	#60 O 170 56 220 16 258

GAME PAPER SHEET 3

#61	X	#71	T	#81	A
162 316 154 16 258		358 248 26 96 180		316 62 276 112 196	
#62	L	#72	P	#82	E
212 16 162 272 26		300 36 96 232 68		92 220 300 36 170	
#63	T	#73	A	#83	I
358 212 74 0 232		32 258 62 232 110		78 318 196 56 316	
#64	P	#74	E	#84	0
254 316 172 92 358		92 316 96 196 316		216 102 236 306 68	
#65	A	#75	I	#85	X
350 154 40 358 318		36 154 0 196 306		196 316 78 292 136	
#66	E	#76	0	#86	L
26 136 342 242 78		136 282 136 32 248		248 52 180 40 236	
#67	I	#77	X	#87	T
172 126 16 180 40		276 170 32 178 282		236 74 300 62 232	
#68	0	#78	L	#88	P
136 220 290 126 16		92 220 0 232 352		0 162 282 136 306	
#69	X	#79	T	#89	A
180 334 206 92 236		282 78 196 254 350		350 96 232 352 102	
#70	L	#80	P	#90	E
212 74 334 136 282		16 318 162 316 170		52 276 170 32 178	

ANSWER SHEET

1 ALPETO 32 196 290 92 316	21 XIOTLA 242 36 136 358 212	41 AEITOP 306 352 102 316 154	61 XTOPLI 162 316 154 16 258	81 AIXOLP 316 62 276 112 196
2 EXLIPA 52 138 258 120 254	22 LOATPI 292 170 56 220 300	42 ETXAOI 92 342 196 350 216	62 LAXTEO 212 16 162 272 26	82 ETPIOA 92 220 300 36 170
3 ITEPOL 102 272 110 334 112	23 TXALPO 342 196 32 196 334	43 ILOTXP 78 292 136 342 180	63 TLAPXE 358 212 74 0 232	83 ILXATO 78 318 196 56 316
4 OTALIX 136 236 32 259 62	24 PXLOEA 0 138 292 206 126	44 OEIPAX 206 352 120 254 16	64 PAIETL 254 316 172 92 358	84 OITAEI 216 102 236 306 68
5 XILEPT 242 78 248 110 40	25 AOEXLP 350 206 52 138 196	45 XLTAEO 138 178 236 306 26	65 AOPTLX 350 154 40 358 318	85 XAILOT 196 316 78 292 136
6 LOPIAE 292 154 300 136 306	26 ETLIAX 92 358 258 136 16	46 LIXTEA 258 62 162 272 126	66 EOTXIL 26 136 342 242 78	86 LEXPTA 248 52 180 40 236
7 TPILXO 220 300 78 318 276	27 IAXPOL 136 16 180 334 112	47 TAOEXL 236 350 206 52 138	67 IEAXPT 172 126 16 180 40	87 TAPIXE 236 74 300 62 232
8 PLIXEA 16 258 62 232 126	28 OEXPTL 206 52 180 40 358	48 POXATL 334 96 196 56 358	68 OTPEAX 136 220 290 126 16	88 PXTIAE 0 162 282 136 306
9 APLXTO 74 16 318 162 316	29 XLEAPO 138 248 126 74 334	49 APOTIL 74 334 136 282 78	69 XPOETA 180 334 206 92 236	89 AOXEIT 350 96 232 352 102
10 ELOIXP 68 292 216 62 180	30 LXIAPT 318 242 136 74 40	50 ELPAXO 68 196 254 16 276	70 LAPOTI 212 74 334 136 282	90 EXOALT 52 276 170 32 178
11 IEOPXT 172 26 154 0 162	31 TEAPOL 272 126 74 334 112	51 IOTPLE 36 136 220 16 248	71 TLEOXP 358 248 26 96 180	
12 OTLXPI 136 358 318 180 300	32 PEIAOT 290 352 136 350 136	52 OXIPTA 96 242 120 40 236	72 PIOXEL 300 36 96 232 68	
13 XPEOIL 180 290 26 216 78	33 ALXETP 32 318 232 92 220	53 XEILPO 232 352 78 196 334	73 ALIXEP 32 258 62 232 110	
14 LPTIXO 196 40 282 62 276	34 ETAOIP 92 236 350 216 120	54 LIOETP 258 36 206 92 220	74 ETOXAI 92 315 96 196 316	
15 TOELPI 316 206 68 196 300	35 IPETAO 120 290 92 236 350	55 TPOEXI 220 334 206 52 242	75 IOPXAE 36 154 0 196 306	
16 POITEL 334 216 102 272 68	36 OLAPTX 112 212 74 40 342	56 PLOXEA 16 292 96 232 126	76 OTIALE 136 282 136 32 248	
17 AIPXEO 316 120 0 232 26	37 XAPLTO 196 74 16 178 316	57 ALTIXE 32 178 282 62 232	77 XOALTI 276 170 32 178 282	
18 EIXAOL 352 62 196 350 112	38 LAEPIO 212 306 110 300 36	58 EIPAXO 352 120 254 16 276	78 ETPXEI 92 220 0 232 352	
19 IOAPXE 36 170 74 0 232	39 TOLIEX 316 112 258 172 52	59 IOLEAT 36 112 248 126 56	79 TILPAO 282 78 196 254 350	
20 OAXIEP 170 16 242 172 110	40 PLEIAT 16 248 352 136 56	60 OATPLI 170 56 220 16 258	80 PLXTOA 16 318 162 316 170	