

Going
for the
Gold 2:

GSCNC's Guidebook
to the New Gold Award
Pathways and
Regional Panels

TABLE OF CONTENTS

Girl Scout Gold Award Pathways	p. 2
The Gold Award Panel	pp. 3-5
In-Person Presentation Process	p. 3
Proposal-Only Process	p. 4
Gold Award Proposal Status	p. 4
Gold Award Panel Mentors	p. 5
Adults Involved	p. 5
Girl-Led	p. 5
Gold Award Take Action Project	p. 6
Completing the Award: Paperwork	p. 6
Celebrate	p. 6
Appendix A: Pathway GSLE Forms	p. 7
Appendix B: Pathway B Forms	p. 19

Green Tip: Use the Table of Contents to save paper by only printing the forms for the Pathway you're on!

Congratulations on deciding to go for the Gold! In *Going for the Gold 2* you'll learn:

- What Gold Award pathway works best for you.
- Which set of prerequisites and forms you should use.
 - How to submit your proposal to the Gold Award Panel.

QUOTABLES

The following comments and tips are from GSCNC Girl Scouts who earned the Gold Award:

"All of my work paid off. I felt pure happiness to see how much I accomplished."

"I had to step out of my comfort zone in completing this project, and it was a really great feeling knowing that I was able to do that."

"I would have publicized more and earlier, sent out reminders and gotten firmer commitments."

"I would have scheduled a rain date or backup plan for my outdoor event."

"Don't do something you think others will be proud of... instead, do something you will be proud of in years to come!"

GIRL SCOUT GOLD AWARD PATHWAYS

Gold Award Pathway B

This is the pathway that girls have been using for the last several years. Girl Scout Seniors and Ambassadors utilize the resources put out in Studio 2B to earn the Gold. Before you submit your proposal when using Pathway B, you must earn the:

- Girl Scout Gold Leadership Award
- Girl Scout Gold Career Award
- Girl Scout 4B's Challenge

Once you submit your proposal, you must spend 65 hours on the Gold Award Project, and 15 of your hours can be done pre-approval. If you want to follow this pathway, you should utilize this resource for information about the new council approval process and the already existing "Going for the Gold" for detailed information about project steps. Forms for Pathway B are in Appendix B.

Gold Award Pathway GSLE

GSLE stands for the "Girl Scout Leadership Experience," where girls discover, connect and take action to become leaders who make an impact in their communities. Girls who earn the Gold Award using the new GSLE process utilize the resources put out by GSUSA as of 2009, including the Gold Award Toolkit and the Gold Award Guidelines for Girls. Before submitting your proposal when using the Pathway GSLE, you must:

- Complete two Journeys at the Girl Scout Senior and/or Ambassador level, **OR**
- Earn the Girl Scout Silver Award as a Cadette, and complete one Senior or Ambassador Journey

Once you submit your proposal and receive approval, you must engage in a Take Action Project that addresses a root issue you're interested in, has national and/or global ties and is sustainable. It is suggested that you spend a minimum of 80 hours on the project, including any work you've done before submitting your proposal. The 80-hour guideline does not include time spent on Journeys or the Silver Award. If you want to follow this pathway, you should make use of this GSCNC resource, "Going for the Gold 2," in addition to the Gold Award Toolkit and Guidelines for Girls. Forms for Pathway GSLE are in Appendix A.

DATES TO REMEMBER

The new guidelines for Pathway GSLE are now in effect, and girls may choose to take either Pathway B or Pathway GSLE. However, the new guidelines become official on October 1, 2011. If a girl starts working on the award in 2011 and the majority of work will be done after October 1, the new guidelines should be used.

THE GOLD AWARD PANEL

Five regional Gold Award Panels meet monthly to review Gold Award Proposals and have mentoring discussions with Girl Scout Seniors and Ambassadors who have turned in proposals. They meet in the following locations:

City, State	Location
Washington, DC	GSCNC Conn. Ave Office
Waldorf, MD	GSCNC Waldorf Office
Lorton, VA	GSCNC Lorton Office
Leesburg, VA	GSCNC Leesburg Office
Winchester, VA	Youth Development Center

When turning in your Gold Award proposal you have two options:

In-Person Presentation Process

- Turn in your proposal to GSCNC by **5:00 pm on the 1st of the month**. You can use mail, email or drop it off in person. If the 1st of the month is on a weekend, the deadline is 5 pm on the next business day (usually Monday). Please note that this is a firm deadline, as the proposals are then sent to volunteers throughout our council.
- Look at the five panel locations and meeting dates (information available at www.gscnc.org/GAP.html) and **decide which panel meeting** works best for you.
- Register for a **20 minute presentation** timeslot at www.gscnc.org/GAP.html. Registration is first come, first served. You can register up to 4 weeks before your interview, and registration closes by 5:00 pm on the 1st of the month.
- Arrive at your presentation **10 minutes early**. Relax, take a deep breath, and prepare to enjoy the presentation and discussion. You will want to bring a copy of your proposal and your Gold Award Toolkit with you for reference. Girls on Pathway B who are working on group projects should note that they will be given individual interviews.
- You should be prepared to give a **“15 second pitch”** for your project. After your pitch, the two to three Gold Award Panel members you meet with will ask you questions about your project, and you’ll have the opportunity to discuss the project together. Remember - you don’t need to be perfect! The Panel members want you to earn the Gold Award, and will be excited to find out what you want to do, and why you want to do it!
- At the end of the interview, you will be assigned a **Gold Award Panel mentor** who will be able to answer any questions you have as you continue to work on your proposal and as you begin your project.
- You will receive a **letter** no more than seven days after the interview detailing your proposal’s status. The Panel will give you helpful suggestions as to what you need to do to gain approval, or will let you know that your project has been approved.

Proposal-Only Process

- Turn in your proposal to GSCNC by 5:00 pm on the **1st of the month**. You can use mail, email or drop it off in person. If the 1st of the month is on a weekend, the deadline is 5 pm on the next business day (usually Monday).
- GSCNC will send your proposal to one of the **five regional panels**.
- Your proposal will be reviewed at the Gold Award Panel's meeting. You will receive a letter no more than 7 days after the meeting stating your proposal's status. You will also be assigned a **Gold Award Panel mentor** who will be able to answer any questions you have as you continue to work on your proposal and as you begin your project.
- **Please Note:** While choosing not to have an in-person presentation **will not affect** the Gold Award Panel's decision when they read your proposal, it does mean that you will be communicating with the Panel in writing rather than in person, so that the process will take more time. The opportunity to respond to the Panel's questions and concerns in person may also help them understand your proposal better. **The Panel strongly encourages girls to schedule an in-person presentation.**

GOLD AWARD PROPOSAL STATUS

Once you have submitted your Gold Award Proposal to the Gold Award Panel, your proposal will be given one of the following status designations:

Approved – The project meets all expectations and may be started upon receipt of letter, or upon verbal notification by the Gold Award Panel. Some projects may be “approved with caution,” when the Panel has included a comment or reminder to ensure a successful project.

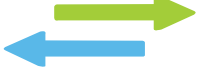
Approved with clarification – The proposal is sound, but is missing some limited information. The requested information can be submitted to your Gold Award Panel mentor who will then give final approval to begin the project. These projects do not have to be reviewed again by the Panel.

Resubmit to mentor – As written, the project does not meet the standards of a Girl Scout Gold Award Project. The idea itself may be good, but the project is missing a key element. It may not be sufficient in scope to meet the leadership, vision or other criteria of a Gold Award project, or the Panel may question the project's benefit to the community. Projects designated as resubmits have potential, but must be more thoroughly developed to address the areas of concern raised in the letter by the Panel. Your Gold Award Panel mentor should be consulted for suggestions on how to further develop this project, and will then give final approval to begin the project. When communicating with your mentor, please be sure to **bold** any changes in your proposal.

Denied – Project does not qualify as a Gold Award Project. For Pathway B, group projects that are written identically or that cannot stand alone will be given this designation (group projects are not allowed in Pathway GSLE). Canned projects, such as blood drives, and collection projects will also be given this designation. Projects are rarely denied outright: most projects can be restructured to meet standards. Consult with your Gold Award Panel mentor for clarification or suggestions. Your next proposal will go through the Panel.

GOLD AWARD PANEL MENTORS

Your assigned Gold Award Panel mentor can help you with any of the following:

restructuring your proposal for the panel		Working through the paperwork		ideas on how to expand your project
	brainstorming on sustainability		Troubleshooting during the project	
sounding board for your global/ national link		ideas for celebrating your Gold		solidifying your idea or issue into words

ADULTS INVOLVED

Troop/Group Volunteer

The leader or advisor of your Girl Scout troop. For Juliettes, this may be a parent. This person's signature is required on proposal and final report.

Project Advisor

An advisor who is neither your troop leader nor your parent. This person should have specialized knowledge that relates to your Gold Award Take Action Project. Signature is required on proposal and final report.

Gold Award Panel Mentor

A mentor assigned to you by the Gold Award Panel. Approval by your mentor and/or the Gold Award Panel is needed before you begin your Take Action Project.

Gold Award Panel Chair

Each regional Gold Award Panel has a panel chair. Panel Chairs schedule in-person presentations and are a resource for you when you have questions about the Gold Award process. Please contact your Regional Panel Chair if you would like to be assigned a mentor prior to submitting your proposal. The mentors love to see projects in their early stages! Contact information for Regional Chairs available at www.gscnc.org/GAP.html.

Teen Program Specialist

The GSCNC staff person who oversees the Gold Award process. Questions which cannot be addressed by your regional panel chair or mentor can be directed to the Teen Program Specialist at (202) 237-1670 ext. 236.

GIRL-LED

The Gold Award process, as you know, is girl-led. This means that *you* are responsible for writing your proposal, turning in your paperwork, scheduling your presentation and contacting the Panel with your questions. If your leader, advisor or parent has general questions about the process they may contact your regional panel chair or the Teen Program Specialist with those questions. Specific questions related to your project, from approval to implementation, must be asked by you.

GOLD AWARD TAKE ACTION PROJECT

Once you have been approved to begin your project, you can start working on your Take Action Project! This is your chance to be a leader and make the world a better place. You can rely on your troop volunteer or advisor, your Gold Award advisor, your Gold Award Panel mentor, and the team that you have built to help you earn the Gold. Enjoy the ride!

COMPLETING THE AWARD: PAPERWORK

You've finished your Take Action Project – now what? First, take time to reflect on your experiences and share what you've learned. Take the opportunity to get recommendation letters from those you've worked with. Once you've done that, you're ready for the final step—the paperwork!

1. Fill out the Gold Award Final Report and complete the Hours Log. The Pathway GSLE forms are in Appendix A, Pathway B forms are in Appendix B.
2. Go over the forms and reflect on your experiences with your troop volunteer and your Gold Award Advisor. Make sure that both adults sign your Final Report! It is also suggested that you check in with your Gold Award Panel mentor to let her know how your Take Action project went, and to let her read your paperwork before submitting it to GSCNC.
3. Once everyone has read and signed your Final Report, send it back to GSCNC. The submission deadline is 5:00 pm on April 1 to be included in that year's GSCNC award ceremony, to be eligible for GSCNC Gold Award Scholarships, and to be eligible for other Gold Award honors.

CELEBRATE

In Your Honor is the official GSCNC celebration that recognizes our newest Gold Award Girl Scouts. The event is held each year in May to recognize those girls who earned their award during the 12 months from April to April. Every Gold Award Girl Scout who turned in her completed Final Report by 5:00 PM on April 1st is recognized at this event.

The **Women's Advisory Board** supports the Girl Scout Gold Award. Girls who are working on Gold Award projects are invited to take part in **Dine-Arounds**. These Dine-Arounds are special meals reserved for a limited number of girls hosted by leading women in our area. They are a unique chance to gain insight from successful women and to network with fellow Girl Scouts.

Young Women of Distinction is the designation given by GSUSA to the top ten Gold Award Girl Scouts in the country each year. The Gold Award Panel reviews all of the projects submitted during the specified time and selects projects to forward to GSUSA. Young Women of Distinction are recognized at a ceremony held in Washington, DC or at the GSUSA National Conference.

The **GSCNC/Sarah and Lawrence Phillips Gold Award Scholarship** is a \$1,000 educational scholarship which is awarded annually to ten GSCNC high school seniors who have earned the Gold Award. The annual application deadline is April 1st.

Upon completion of the Girl Scout Gold Award, a girl becomes a member of the **Gold Award Alliance**, a sisterhood of all past recipients of the Girl Scout Gold Award or prior similar awards. As a Gold Award Girl Scout you are also eligible to become a member of the **Gold Award Panel**.

**Girl Scout Gold Award Project Proposal for
Girl Scout Council of the Nation's Capital
Pathway GSLE**

This form is available at www.gscnc.org. Form may be completed on line, sent as email attachment (to goldaward@gscnc.org), faxed to the attention of the Gold Award Panel at 202-274-2161 or mailed to address below. If using email or fax, original signatures must be submitted within 5 business days or brought to your in-person interview. Retain a copy for yourself and your advisors. Mail projects to **GSCNC, Attn: Gold Award Panel, 4301 Connecticut Ave. NW, Washington, DC 20008**

Submission deadline is 5:00 PM on the first working day of the month to be reviewed that month. Projects received after the deadline will be reviewed the following month. Please submit this form 6-8 weeks prior to your proposed project start date.

Projects are reviewed by the Gold Award Panel during the 2nd week of the month, with the option for an in-person presentation. To schedule your presentation, please visit www.gscnc.org/GAP.html. Notification of action is mailed within 7 days of review. Please do not call for information on action. Do not begin your project until you have received council approval.

Name		Girl Scout ID #	Troop/group #	Association #
Address			City	
County		State	Zip Code	
Phone		Email		
Age	Grade	School		Class of
US Congressional District	MD/VA General Assembly District/ DC Council Ward		MD/VA State Senate District	
Troop/group Volunteer			Girl Scout Gold Award Project Advisor	
Name			Name	
Address			Title/Organization	
City/State/ZIP			Address	
Daytime Phone			City/State/ZIP	
Evening			Phone	
E-Mail			E-Mail	

I would like to request the following accommodations: _____

I have considered the safest way to proceed during my project, and will follow Girl Scout safety standards.

Girl Scout Gold Award Project Proposal, p. 2

Prerequisites

Two Senior or Ambassador journeys or one journey and the Girl Scout Silver Award. List the journey(s) that you have completed along with your troop/group volunteer’s signature.

Senior/Ambassador Journey Books	Date Completed	Troop/Group Volunteer’s Signature
1		
(2)		

Girl Scout Silver Award Completion Date	
Council Where You Earned the Award	

Your Team

List the names of individuals and organizations that you plan to work with on your Take Action project. This is a preliminary list that may grow through the course of your project.

Team Members	Affiliation	Role

Take Action Project

Project Title:	
Proposed Start Date:	Proposed Completion Date:

A. Describe the issue your project will address and who is your target audience. Remember your 15-second pitch.

Girl Scout Gold Award Project Proposal, p. 3

- B. Discuss your reasons for selecting this project.

- C. Outline the strengths, talents, and skills that you plan to put into action. What skills do you hope to develop?

- D. Describe the steps involved in putting your plan into action, including resources, facilities, equipment, and approvals needed. (Attach a detailed project plan.)

- E. Enter the names of people or organizations you plan to inform and involve.

- F. Estimate overall project expenses and how you plan to meet these costs.

- G. What methods or tools will you use to evaluate the impact of your project?

- H. How will your project be sustained beyond your involvement?

- I. Describe how you plan to tell others about your project, the project's impact, and what you have learned (Web site, blog, presentations, posters, videos, articles, and so on).

Girl Scout Gold Award Project Proposal, p. 4

Impact Planning

Using the Impact Planning Chart, describe the impact you hope your project will have on your community, your target audience, and you.

Impact On . . .	Goals	Potential Impact
Community	What community issue do you plan to address?	What examples of the project impact might you see in future?
Target Audience (workshop participants, other youth, community members, and so on)	What skills, knowledge, or attitudes will your target audience gain?	How will you know that the target audience gained skills or knowledge?

Girl Scout Gold Award Project Proposal, p. 5

Impact Planning, continued

The following is a list of the 15 Girl Scout Leadership Outcomes.* Which do think you will develop through this project?

Discover:

- I will develop a stronger sense of self.
- I will develop positive values.
- I will gain practical life skills.
- I will seek challenges in the world.
- I will develop critical thinking.

Connect:

- I will develop healthy relationships.
- I will promote cooperation and team building.
- I will resolve conflicts.
- I will advance diversity in a multicultural world.
- I will feel more connected to my community, locally and globally.

Take Action:

- I will identify community issues.
- I will be a resourceful problem solver.
- I will advocate for myself and others, locally and globally.
- I will educate and inspire others to act.
- I will feel empowered to make a difference in the world.

*Want more information on the Girl Scout Leadership Outcomes? Visit www.girlscouts.org/research/publications/outcomes/transforming_leadership.asp.

Your Signature:	Date:
Troop/Group Volunteer's Signature:	Date:
Project Advisor's Signature:	Date:

**Girl Scout Gold Award Final Report for
Girl Scout Council of the Nation's Capital
Pathway GSLE**

This form is available at www.gscnc.org. Form may be completed on line, sent as email attachment (to goldaward@gscnc.org), faxed to the attention of the Gold Award Panel at 202-274-2161 or mailed to address below. If using email or fax, original signatures must be submitted within 5 business days. Retain a copy for yourself and your advisors. Mail projects to GSCNC, Attn: Gold Award Panel, 4301 Connecticut Ave. NW, Washington, DC 20008.

Submission deadline is 5:00 PM April 1 to be included in that year's GSCNC award ceremony, to be eligible for GSCNC Gold Award Scholarships that year, and to be eligible for other Gold Award honors that year. Projects received after the deadline will be recognized the following year.

Final Reports must be received by September 30 of the year in which you graduate or the year you turn 18, whichever is later. Girls with developmental delays have until age 21.

Name		Girl Scout ID #	Troop/group #	Association #
Address			City	
County		State	Zip Code	
Phone		Email		
Age	Grade	School		Class of
US Congressional District	MD/VA General Assembly District/ DC Council Ward		MD/VA State Senate District	
Project Title		Date Started	Date Completed	
<input type="checkbox"/> Check here if we may use your project at Gold Award workshops or other events.		<input type="checkbox"/> Check here if you would like to have your project returned after one year.		
I am including or submitting within 5 business days the following:				
<input type="checkbox"/> A letter of recommendation from a group or organization that my Gold Award project benefited				
<input type="checkbox"/> A recent school picture (or similar picture) for our PR department files				
<input type="checkbox"/> Photos, brochures, journals, or items that were a part of my project (optional, but encouraged)				
Troop/group Volunteer		Girl Scout Gold Award Project Advisor		
Name		Name		
Address		Title/Organization		
City/State/ZIP		Address		
Daytime Phone		City/State/ZIP		
Evening		Phone		
E-Mail		E-Mail		

Girl Scout Gold Award Final Report, p. 2

Your Team: List the names of individuals and organizations that worked with you on your Take Action Project.

Team members	Affiliation	Role

Take Action Project

Project Title:		
Start Date:	Completion Date:	Hours:

- A. Describe the issue your project addressed, what impact you had hoped to make, and who benefited.

- B. What was the root cause of the issue? How did you address it?

- C. How will your project be sustained beyond your involvement?

- D. Explain the national and/or global link to your project.

- E. Describe any obstacles you encountered and what you did to overcome them.

- F. Describe what steps you took to inspire others through sharing your project. (Web site, blog, presentations, posters, videos, articles, and so on).

Girl Scout Gold Award Final Report, p. 3

G. Describe what you learned from this project including leadership skills you developed. What did you learn about yourself as a result of this project?

H. What was the most successful aspect of your project?

I. What aspects of your project would you change or do differently if you could start over?

Impact

Using the Impact Chart, describe the impact signs your project has had and will have on your community and your target audience.

Impact On . . .	Goals	Examples of Immediate Impact	Possible Future Impact
Community	What community issue was addressed?	What are concrete examples that you made a difference?	What examples of the project impact might you see in future?

Girl Scout Gold Award Final Report, p. 4
Impact, continued

Impact On . . .	Goals	Examples of Immediate Impact	Possible Future Impact
Target Audience (workshop participants, other youth, community members, and so on)	What skills, knowledge, or attitudes did your target audience gain?	What examples demonstrate that the target audience gained skills or knowledge?	What would be examples of a long-term impact on your target audience?
Impact On . . .	Goals		Examples of Immediate Impact
You	Which of the 15 Girl Scout Leadership Outcomes* listed do you think you were able to develop through this project? Discover: <input type="checkbox"/> I developed a stronger sense of self. <input type="checkbox"/> I developed positive values. <input type="checkbox"/> I gained practical life skills. <input type="checkbox"/> I sought challenges in the world. <input type="checkbox"/> I developed critical thinking. Connect: <input type="checkbox"/> I developed healthy relationships. <input type="checkbox"/> I promoted cooperation and team building. <input type="checkbox"/> I resolved conflicts. <input type="checkbox"/> I advanced diversity in a multicultural world. <input type="checkbox"/> I felt more connected to my community, locally and globally.		Within each leadership key (Discover, Connect and Take Action) list one or two examples of your growth as a leader.

Girl Scout Gold Award Final Report, p. 5

	<p>Take Action:</p> <p><input type="checkbox"/> I will identify community issues.</p> <p><input type="checkbox"/> I will be a resourceful problem solver.</p> <p><input type="checkbox"/> I will advocate for myself and others, locally and globally.</p> <p><input type="checkbox"/> I will educate and inspire others to act.</p> <p><input type="checkbox"/> I will feel empowered to make a difference in the world.</p> <p>*Want more information on the Girl Scout Leadership Outcomes? Visit www.girlscouts.org/research/publications/outcomes/transfoming_leadership.asp.</p>	
--	---	--

Possible Future Impact

How do you think your leadership skills will grow in the future because of this project?

Your Signature:	Date:
Troop/Group Volunteer’s Signature:	Date:
Project Advisor’s Signature:	Date:

GSCNC Actions	
Received by Council	Date:
Final Approval Given	Date:
Signature:	Date:

GIRL SCOUT GOLD AWARD GOLD AWARD PROJECT HOURS LOG

Girl Scout Council of the Nation’s Capital
Pathway GSLE

While there is no hour requirement for the Pathway GSLE, there is a suggested 80 hour minimum guideline. The time it takes to earn the awards will depend on the nature of the project, the size of the team, and the support of the community. Not all projects will require the same length of time to complete from planning to sharing and celebration. Quality projects, that have a positive impact on the community, should be emphasized over quantity of hours. After the journey(s) requirement is fulfilled, the suggested minimum number of hours to use as a guide is 80 hours.

We have included this time log so that you can track the time you spend working on the Gold Award. Tracking your time will help you remember all of the steps you took to earn the Gold Award. Seeing the steps you took during the project will help you reflect on your success, share your project with others, and fill out your final paperwork. We suggest that you submit this log with your final report. The final approval of your project will be easier if the steps you took are clear.

We suggest that you submit this log with your Final Report.

Date	Start Time	Activities	End Time	Hours /mins
Total Hours this page				

Gold Award Project Hours Log – page 2

Date	Start Time	Activities	End Time	Hours/ mins
Total hours this page				
Total hours for Gold Award Project				



Going for the Gold 2: Appendix B
**GIRL SCOUT GOLD AWARD
 PROJECT PROPOSAL**
 Girl Scout Council of the Nation's Capital
 Pathway B



This form is available at www.gscnc.org. Form may be completed on line, sent as email attachment (to goldaward@gscnc.org), faxed to the attention of the Gold Award Panel at 202-274-2161 or mailed to address below. If using email or fax, original signatures must be submitted within 5 business days or brought to your in-person interview. Retain a copy for yourself and your advisors. Mail projects to **GSCNC, Attn: Gold Award Panel, 4301 Connecticut Ave. NW, Washington, DC 20008**

Submission deadline is 5:00 PM on the first working day of the month to be reviewed that month. Projects received after the deadline will be reviewed the following month. Please submit this form 6-8 weeks prior to your proposed project start date.

Projects are reviewed by the Gold Award Panel during the 2nd week of the month, with the option for an in-person presentation. To schedule your presentation, please visit www.gscnc.org/GAP.html. Notification of action is mailed within 7 days of review. Please do not call for information on action. Do not begin your project until you have received council approval.

Name		Girl Scout ID #	Troop/group #	Association #
Address			City	
County		State	Zip Code	
Phone		Email		
Age	Current Grade	School		Class of
US Congressional District		MD/VA General Assembly District/ DC Council Ward	MD/VA State Senate District	
My signature			Date	
Troop/group Advisor			Girl Scout Gold Award Project Advisor	
Name			Name	
Address			Title/Organization	
City/State/ZIP			Address	
Daytime Phone			City/State/ZIP	
Evening			Phone	
E-Mail			E-Mail	
Signature of Troop/Group Advisor			Signature of Project Advisor	
Date			Date	

- I have scheduled a Gold Award Panel Presentation at the following location:
 - Leesburg, VA Lorton, VA Waldorf, MD Washington, DC Winchester, VA
- I have chosen not to schedule a Gold Award Panel Presentation
- I would like to request the following accommodations: _____
- I have included a letter of endorsement from the organization/group my project will benefit.

Gold Award Project Proposal page 2 - Prerequisites

LEADERSHIP

Girl Scout Gold Leadership Award	Date Completed	Advisor Signature
Interest Project		
Interest Project		
Interest Project		
STUDIO 2B Focus Book		
Briefly describe what you gained by completing these requirements. <ul style="list-style-type: none"> • New skills you learned • How you used the Girl Scout Law • How these activities will help you in doing your Gold Award project 		
Put Leadership into action by spending 30 hours in a leadership role		
Describe your leadership roles. Include new skills learned, what you learned about being a leader and how this will help you in doing your project.		

GIRL SCOUT GOLD CAREER AWARD

List how you spent 40 hours on career related activities and one new skill that will help you in doing your project.	Date Completed	Advisor Initials

GIRL SCOUT GOLD 4Bs CHALLENGE

For each step briefly describe what you did, what you learned and how this will help with your project	Date Completed	Advisor Initials
Develop your potential	Become:	
Relate to others	Belong:	
Develop values for living	Believe:	
Contribute to Society	Build:	
Help others know about Girl Scouting	Number of hours related to your Gold Award Project _____(up to 15 hours).	

GOLD AWARD PROJECT PROPOSAL Page 3- The Project

(Begin this page on a new sheet of paper so it can be copied without your name on it.)

Title of Project:		Office use only MO # Date received Action	
Proposed start date:	Proposed completion date:		
<input type="checkbox"/> Individual OR <input type="checkbox"/> Joint or Group List Partner/s: Project Project <i>Be sure write up describes your project in your own words, and includes a budget and Safety-Wise section that relates to your part of the group project.</i>			
A. Describe the issue your project will address, what you hope to achieve, and who will benefit. If your project culminates with an event, tell what it is and estimate the number of participants. *If your project will benefit an organization or group, attach a letter a letter of endorsement from them.*			
B. Discuss the reasons for selecting this project.			
C. a. Outline your strengths, talents, and skills that will be put into action. b. How will you use LEADERSHIP skills (recruiting, directing, teaching, organizing, etc.)?			
D. Describe your project plan. You may use the chart below or attach your project plan to list the steps that you will use to prepare for and put your plan into action. Your project must take at least 50 hours (Plan A) or at least 65 hours (Plan B-, but may include up to 15 hours planning and writing from the Challenge Award)			
Action Steps <i>(attach separate sheet if needed)</i>	Estimated Hours	Facilities/equipment needed	
<i>Example: Create flier to recruit volunteers</i>	2 hours	<i>Computer, printer, paper</i>	

Girl Scout Gold Award Project Proposal – Page 4

E. Indicate methods and /or tools you will use to evaluate the effectiveness of your project.

F. List the names of individuals who will help you with this project.

G. Estimate project expenses and how you plan to meet these costs. Provide as much detail as you know at this time. You must list donations of money or materials you anticipate, including the estimated value and the organization. *If you later decide to ask for a donation that is not listed here you must contact the Teen Program Specialist for approval.* Remember that an adult must do the actual “ask” for all donations.

Item	Unit cost	How many	Total cost or value	Source of donation or funds for purchase	Alternate source for donated or borrowed items

H. Explain how you will implement *Safety-Wise* Guidelines and Activity Checkpoint(s) that apply to your project.

What parts of the Basic Safety Guidelines chapter apply to your project and how will you ensure they are addressed?

Will you require a first aider for any part of your project? If so, what specific first aid training will be required? Who will serve as your first aider?

Do any of the following *Safety-Wise* Program Standards apply to your project and if so how will you address them? Standard 3, 8, 10, 13, 14, 22, 24, 25 and 27

Do any Activity Checkpoints (chapters 7-11) apply to your project and if so how will you address them?


Does your project involve raising money for another organization?

Does your project involve political activity?

I. Describe any additional details about the content or results of your Project that you think the Panel should know.



**GIRL SCOUT GOLD AWARD
FINAL REPORT**
Girl Scout Council of the Nation's Capital
Pathway B



This form is available at www.gscnc.org. Form may be completed on line, sent as email attachment (to goldaward@gscnc.org), faxed to the attention of the Gold Award Panel at 202-274-2161 with original submitted within 5 business days. Form may be mailed to **GSCNC, Attn: Gold Award Panel, 4301 Connecticut Ave. NW, Washington, DC 20008**

Submission deadline is 5:00 PM April 1 to be included in that year's GSCNC award ceremony, to be eligible for GSCNC Gold Award Scholarships that year, and to be eligible for other Gold Award honors that year. Projects received after the deadline will be recognized the following year.

Final Reports must be received by September 30 of the year in which you graduate or the year you turn 18, whichever is later. Girls with developmental delays have until age 21.

Name			Girl Scout ID #	Troop/group #	Association #
Address				City	
County			State	Zip Code	
Phone			Email		
Age	Current Grade	School		Class of	
US Congressional District		MD/VA General Assembly District/ DC Council Ward		MD/VA State Senate District	
Project Title				Date Started	Date Completed
<input type="checkbox"/> Check here if we may use your project at Gold Award workshops or other events.			<input type="checkbox"/> Check here if you would like to have your project returned after one year.		
I am including or submitting within 5 business days the following:					
<input type="checkbox"/> A letter of recommendation from the group that my Gold Award project benefited					
<input type="checkbox"/> A detailed Time Log of hours spent on the project					
<input type="checkbox"/> A recent school picture (or similar picture) for our PR department files					
<input type="checkbox"/> Photos, brochures, journals, or items that were a part of my project (optional, but encouraged)					
My signature			Date		
Troop/group Advisor			Girl Scout Gold Award Project Advisor		
Name			Name		
Address			Title/Organization		
City/State/ZIP			Address		
Daytime Phone			City/State/ZIP		
Evening			Phone		
E-Mail			E-Mail		
Signature of Troop/Group Advisor			Signature of Project Advisor		
Date			Date		

Gold Award Final Report – page 2

A. Briefly (1-3 sentences) summarize your project. Include the issue your project addressed and the methods you used for meeting the project objectives.


B. Discuss the benefits your project provided to others in the community.

C. Detail the methods used for evaluating the impact of your project.

D. What did you learn about yourself as a result of this project?


E. What aspects of your project would you change or do differently?

F. What was the most successful aspect of your project?



GIRL SCOUT GOLD AWARD GOLD AWARD PROJECT HOURS LOG

Girl Scout Council of the Nation's Capital
Pathway B



Record all activities you do as you work on your Girl Scout Gold Award Project. Log each activity as you do it so you do not forget to include an activity. While you may log hours spent on activities designed to earn money for your project so you have a record of them, you may not count them toward the required hours. You may count hours you spend with your Project advisor evaluating the success of your project, but not the time you spend in completing the Final Report form. Your Gold Award Project must take at least the following number of hours:

65 hours (You may include a maximum of 15 hours from the Girl Scout 4Bs Challenge and/or hours spent developing and writing your plan. The remaining hours must be after you received GSCNC approval.)

You must submit this log with your Gold Award Final Report.

Date	Start Time	Activities	End Time	Hours /mins
Total Hours this page				

Gold Award Project Hours Log – page 2

Date	Start Time	Activities	End Time	Hours/ mins
Total hours this page				
Total hours for Gold Award Project				