

Lead a Tree Trek in 3 easy steps!

Want to be an eco-advocate and inspire younger girls? Your troop should lead a Tree Trek! Use this guide to plan a World Thinking Day-themed outdoor experience. You'll also earn hours for your **Service to Girl Scouting bar** and/or **Silver Trefoil award**.

This guide can also be used by troop leaders preparing a trek for their own troop.

Step 1: Know your stuff!

Learn to identify at least three of the following common trees in our area:

[Tulip poplar](#), [Loblolly pine](#), [Eastern white pine](#), [Chestnut oak](#), [White oak](#), [Red maple](#)

To identify a tree, you should be able to describe the shape of its leaves/needles as well as its acorns, cones, or seeds. On the Tree Trek, teach the girls what you know!

Step 2: Plan your Tree Trek

Choose at least one activity from each column of this menu:

Learn About Trees	Time Outdoors	World Thinking Day
Distribute the attached coloring sheet to help girls identify common trees	Create bark rubbings , noticing different textures of bark on different tree species	Make the Girl Scout Tree Promise (attached). Bonus: plant a tree!
Show examples of different leaves/pinecones/acorns and explain their differences	Measure tree growth by identifying the age of a twig or counting the rings of a tree	Explain the history of World Thinking Day
Do an activity/experiment that shows how trees benefit our environment	Identify at least three different species of trees	Sing The World Song (the official song of WAGGGS)
Create a piece of tree-themed art or do a tree craft	Go on a tree scavenger hunt using the attached guide	Help girls complete a World Thinking Day Award activity

Step 3: Advertise your event

You'll need to collect contact information from interested girls/troops. Advertise your Tree Trek on Rallyhood and on our **Tree Trek Finder**: <https://bit.ly/3q4XEDv>

Make the Girl Scout Tree Promise

The Girl Scout Tree Promise


I promise to be a friend to every tree,
just like they're a friend to me .

I will plant and protect them through and through
with the help
of my loyal Girl Scout crew .

Besides being beautiful, there's more to see; or climate change, they hold a key.

They fill our lungs with cleaner air; it's our responsibility to care .

That's why I'll advocate for every tree .
Because I need them, and they need me!



(Girl Scout's Name)

(Date)

Did you know trees are Mother Nature's superheroes? Yep, think of trees as superheroes with powers unlike any other living thing on the planet!


What type of superpowers are we talking about? Well, just to name a few, trees help to:

- ▶ Take out pollution from the air we breathe and fill our lungs with oxygen
- ▶ Remove carbon from the atmosphere, helping slow global warming and climate change
- ▶ Lower our stress, making us happier
- ▶ Act like a strainer, keeping our drinking water cleaner
- ▶ Relieve us from the heat with their shady canopies
- ▶ Protect our homes from the heat and cold, saving us energy
- ▶ Create space for wildlife to live, eat, and play
- ▶ Protect the soil from the effects of heavy rain, preventing erosion
- ▶ Give us jobs so we can provide for our families
- ▶ Provide fruit and nuts for us to eat and support threatened pollinators like bees and hummingbirds


So instead of wondering "Why trees?", we should be asking "Why not trees?"! The more we plant, the more superheroes our planet will have!

Tree Trek Scavenger Hunt

- ☐ A tree with needles (an evergreen tree)
- ☐ A tree with leaves (a deciduous tree)
- ☐ An acorn
- ☐ A pinecone
- ☐ A tree with smooth bark
- ☐ A tree with rough bark
- ☐ A tree with a hole in it
- ☐ A fallen twig with leaves/needles on it
- ☐ A fallen branch
- ☐ A tree shorter than a person
- ☐ A tree taller than a house
- ☐ A bird in a tree
- ☐ A plant growing on or near a tree



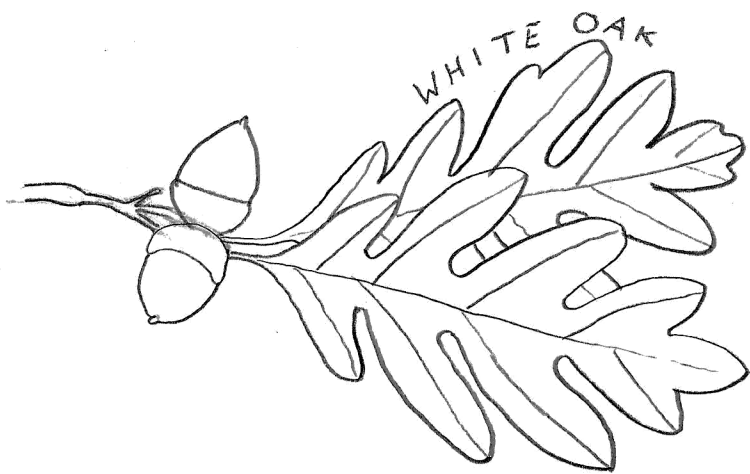
Draw a tree, leaf, or acorn



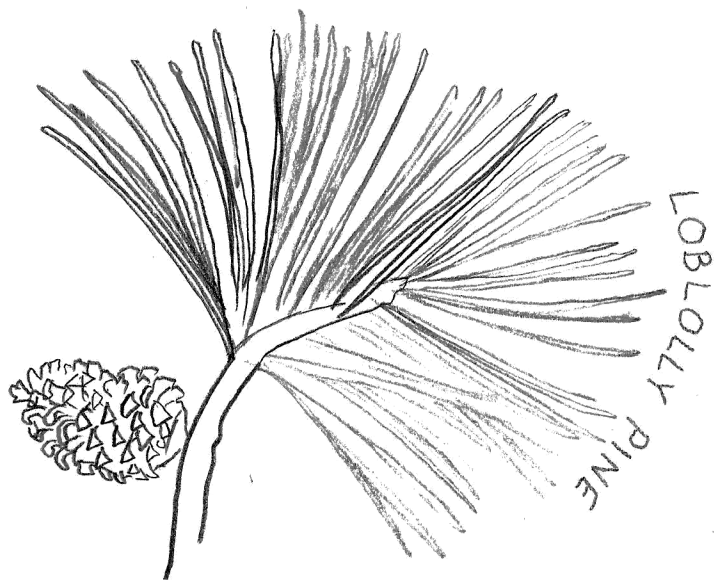
CHESTNUT OAK



TULIP POPLAR



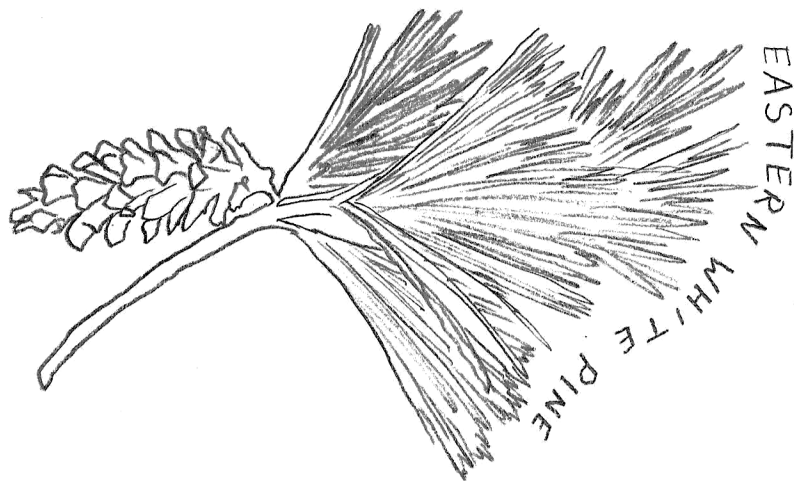
WHITE OAK



LOBLOLLY PINE



RED MAPLE



EASTERN WHITE PINE