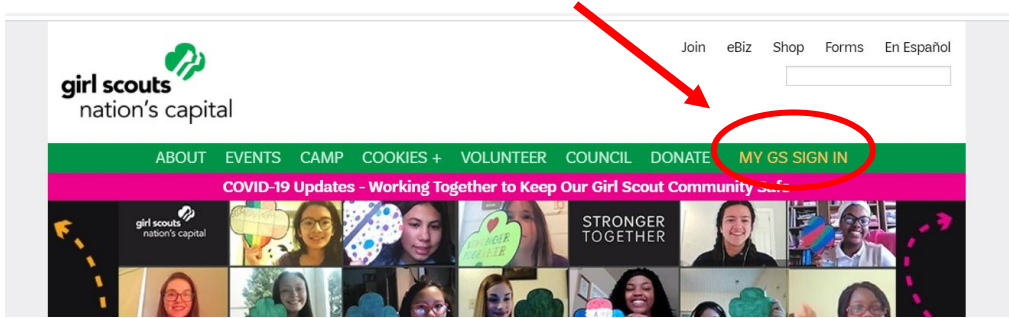
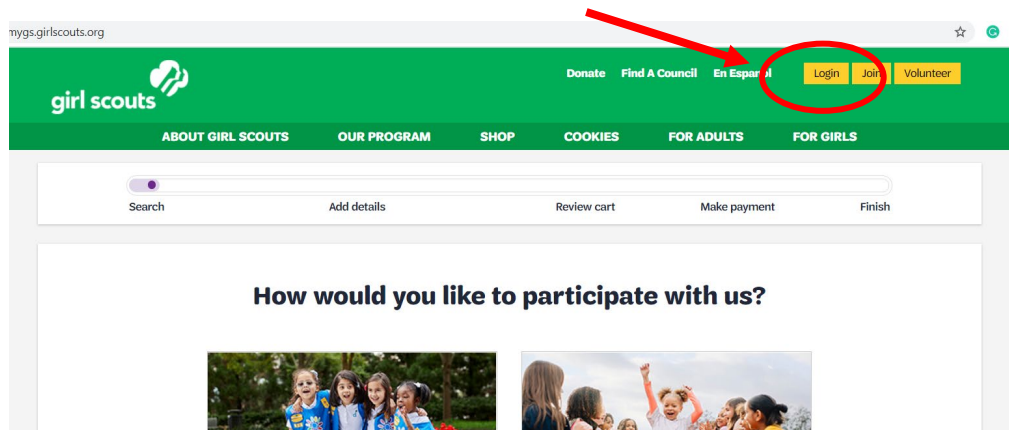


Logging into gsLearn/VTK and Accessing Training

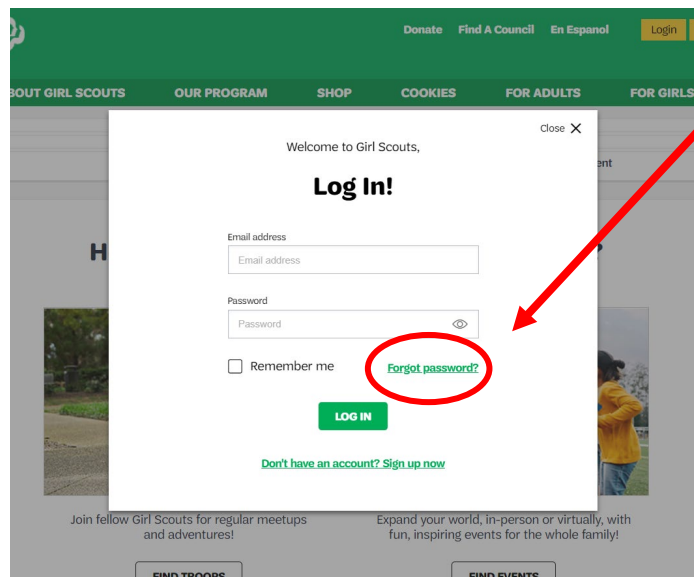
1. Go to GSCNC.ORG and click on MY GS SIGN IN



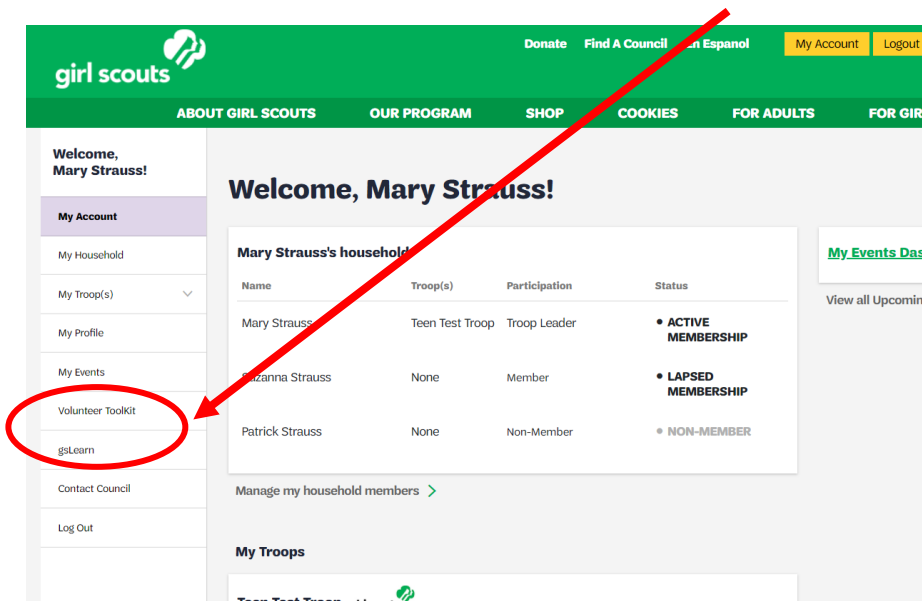
2. Click the yellow "Login" button.



3. Login using the email address associated with your Girl Scout account. You can reset your password if you forgot it.



4. Once you've logged into your account, select gsLearn or Volunteer Toolkit from the menu.

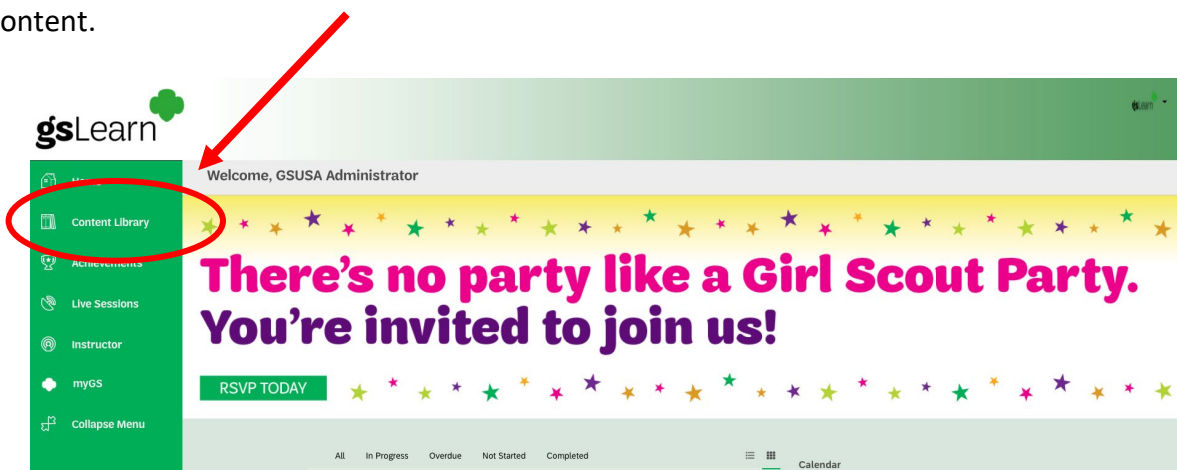


Troubleshooting gsLearn/VTK login issues

1. Use Chrome as your browser and clear your cache and browser history. If you've been using Chrome to no avail, try a different browser such as Microsoft Edge or Firefox.
2. Ensure cookies are enabled. Many people have a default of "Block Third Party Cookies" but that setting will block VTK and gsLearn.
3. Certain security extensions like Privacy Badger will block a URL that is needed to use VTK and gsLearn. If you have a security extension, please allow cdnjs.gigya.com as a safe URL.

Finding Training in the gsLearn Content Library

To find a course or learning path in gsLearn, click on Content Library button on the left navigation bar. If this is your first time logging into gsLearn, it will take up to 30 minute to populate your Content Library with Nation's Capital content.



After clicking on Content Library, enter a keyword in the search box to find the training such as "Daisy" then click on the course/path to add it to your dashboard and you're ready to begin!