

# PRISCILLA'S SCAVENGER HUNT

## INSTRUCTIONS FOR THE HUNT

The items for this trail are placed in order. Once you find one item you can move onto the next! If this is the camp's copy, please return it once you are done!

## START OF THE TRAIL - SECTION 1

Begin your journey at the "Priscilla's Trail Guide" mailbox.

- ☐ Do you notice the blue markings on the tree trunks? These are called trail markers, and they ensure that you don't get lost while hiking. If you see one, you know you're on the right track!




- ☐ As you walk to the hammock site, count the purple bird houses. How many can you find? \_\_\_\_\_



- ☐ Stop by the dining hall at the tree stump. Count the rings of the tree. The number of rings the tree has is equal to how old it is!

- ☐ When you come to the first bridge, stop for a minute. Listen to the birds and other wildlife. Try to spot two different colored birds.

## SECTION 2



The second section begins at Greenbriar hammock site.

- ☐ Sometimes, a tree can have two big trunks that go up in different directions. Search for a tree like this, and any other unusual trees you can find!

Look on the ground for a small, green plant with heart shaped

- ☐ leaves. This plant is called oxalice, and it's edible! It tastes faintly like green apple. But don't eat it without an adult around!



PAGE

1

OF 4



# PRISCILLA'S SCAVENGER HUNT

- ☐ When you arrive at the informational board by Ridge, stop to familiarize yourself with the posters on animal tracks, trees, and birds. Have your group leader take a picture of the posters.
- ☐ Now, apply this information! Identify leaves, birds, and animal tracks in your area and along the rest of the trail.

## FUN FACT

Did you know that trees are the longest living organisms on earth, and that they never die of old age?

## SECTION 3

Begin the third section at the information board.

- ☐ When squirrels eat acorns, they leave behind the shells. Try to find three acorn shells along the path.
- ☐ Birds shed their feathers, snakes shed their skin. Did you know that trees shed their bark? Find a tree with shedded bark.



- ☐ At the stream, stop to listen to the sound of running water. While you're here, look for logs that go over the streams. Small animals, like squirrels and rabbits, use these logs as bridges!

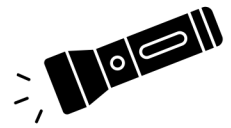


- ☐ Congrats, you made it to the Pooh tree! Jump in and take a picture to celebrate the end of the scavenger hunt!

**YOU DID IT**  
YOU DID IT  
YOU DID IT  
YOU DID IT

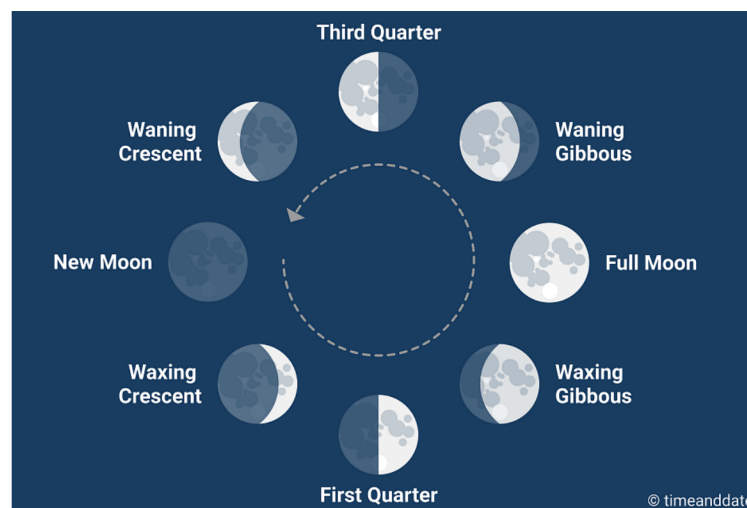
# PRISCILLA'S SCAVENGER HUNT

## OPTIONAL - NIGHT HIKE




If it's dark out, feel free to complete the night section of Priscilla's Scavenger Hunt! There is no order for the items to be found in. Please bring a flashlight.

- ☐ Look up at the moon. What phase is it in? Circle it below.



- ☐ Listen closely as you walk? How many different sounds can you hear? What animals do you think are making these sounds?
- ☐ Look for frogs! They can be found near water- creeks and ponds especially. What colors are they?
- ☐ Frogs aren't the only amphibians out after dark. Salamanders can be found, too, in damp places like the undersides of rocks and logs.





# girl scouts nation's capital CAMP

## POTOMAC WOODS

Loudoun County, Virginia  
13932 Potomac Woods Lane  
Leesburg, VA 20176

### Legend

- Accessible
- Archery
- Bridge
- Caretaker mailbox
- Cooking shelter
- Dumpster
- Emergency evacuation shelter
- Entrance
- Fire site
- Fishing dock
- Glen shelter
- Hammock site
- Latrine/Restroom
- Parking
- Picnic shelter
- Primitive (tent) site
- Roads and gate
- Slingshot Range
- Telephone
- Tomahawk Range
- Trail
- Water
- Woodshed

- Section 1
- Section 2
- Section 3

0 250 500 Feet

US 15, 3.3 miles

662

Corner Road

PAGE

4

OF 4

