

Navigating the New GSUSA Leadership Awards

What Adults Need to Know





Hello!

Agenda

In this session, we'll explore:



Why GSUSA updated award pathways



Retirement of Journeys



The four leadership themes



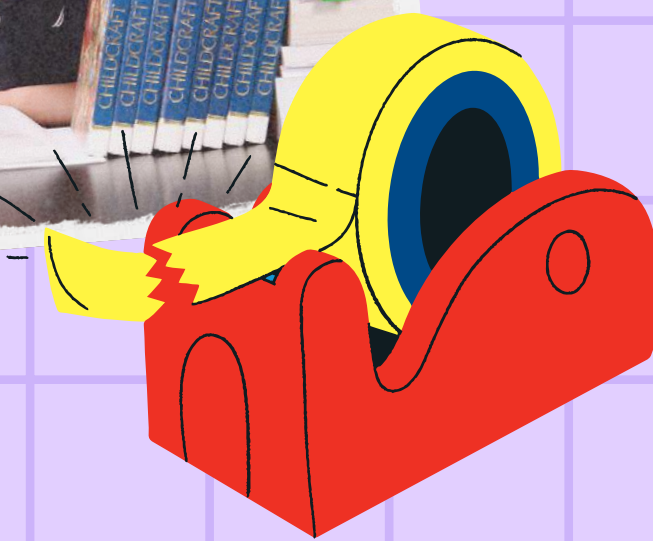

Award options within each theme



How awards connect to Higher Awards




Resources, timelines and support





Why the change?




The new menu of awards is designed to give GS options for how they'd like to lead.

Awards will help develop practical skills like confidence, critical thinking and teamwork.

Awards focus on more than leadership, with an emphasis on real life skills.



What's retiring?




Leadership in Action has been merged with Junior and Program Aide.



The Silver and Gold Torch has been retired, while the Silver Torch and the Gold Torch remain.



Journeys

- Journeys are not consistently effective in preparing Girl Scouts for Highest Awards success.
 - Many volunteers find the format challenging.
 - Some Journey content is aged or duplicative of other parts of the National Program Portfolio.
 - Feedback from Girl Scouts, volunteers, and councils is that Journeys can feel too much like schoolwork, and despite modifications to address this, challenged persisted.
- 

What's Staying the Same?

Girl-led Approach

All the awards still require Girl Scouts to lead and take charge of the project!

TA Projects for High Awards

Take Action projects will still be required for all Higher Awards.

01

02

03

04

Project Approval

The awards are troop leader led but will follow the same process for approval as previous awards.

Emphasis on Impact, Community and Leadership

All award still have a focus on creating lasting impact while engaging the community and showcasing leadership

Meet the Award Groups



Personal



Peer



Teaching



Advocacy



Personal Leadership

Girl Scouts start with themselves building confidence and courage to lead and through self-reflection grow skills following the path set by Juliette Gordon Low.

They discover what matters to them and how to channel their personal values into meaningful action, taking on challenges and advocating for positive change.

True North Award

Who?
Juniors -
Ambassadors

What?
GS will learn how
to stay true to
themselves while
pursing goals.



Girl Scouts learn how to use their values and practice leadership as they choose, plan and carry out their own courageous act. Courage looks different for everyone-in this award, Girl Scouts will pick something that is courageous for them. It could range from planning a trip, making new friends or even auditioning for a solo performance!

Process



01

Download your guide!

The award guide for both youth and volunteers can be found online.

02

Explore your values.

Check with yourself. What matters to you?

03

Choose a goal.

It should matter to you and your bottom line!

04

Make a Plan.

Decide how you plan to accomplish your goals.

05

Act with Courage, Confidence and Character

Put your plan into action!

06

Report your award to the Council.


Use the JotForm on the Council webpage to report your award to the Council Staff.

07

Purchase your pin at the GS Shop

The Girl Scout Shop will require that you show your award submission email to purchase the pin!





Peer Leadership



Girl Scouts learn how being a great teammate translates to being able to lead with purpose and heart.

First, GS will work with other collaboratively toward a shared goal and supporting others will help GS explore what motivates people and inspires change. Second, building on their team experience, GS will take the lead on a team, turning ideas into impact.

Silver Torch

Who?
Cadettes

What?
GS will learn how
to lead by being a
good teammate.

Gold Torch

Who?
Seniors and
Ambassadors

What?
GS will learn how
to lead a
successful team

Silver Torch

Process:

1. Download the award guide from gscnc.org.
2. Explore your strengths.
3. Set a group goal.
4. Support your team.
5. Look ahead together
6. Make your mark.
7. Report your award to the Council.
8. Purchase your pin at the GS shop!



Gold Torch


Process:

1. Download the award guide from gscnc.org.
2. Explore your strengths.
3. Set your direction.
4. Lead your team.
5. Look ahead together
6. Make your mark.
7. Report your award to the Council.
8. Purchase your pin at the GS shop!






Teaching Leadership



Girl Scouts share their skills and inspire younger children with hands-on leadership, inside and outside of Girl Scouting. The path from helper to role model starts here as Girl Scouts grow the confidence and planning skills to lead activities, program events and more.



Junior Aide

**Who?
Juniors**

**What?
GS will learn how
to plan and lead an
activity for
younger kids.**

Program Aide

**Who?
Cadettes**

**What?
GS will have
planned and led
multiple activities
for a group of
younger kids.**

Junior Aide

Process:

1. Download the award guide from gscnc.org.
2. Observe and assist in a meeting and plan an activity.
3. Report your award to the Council.
4. Purchase your pin at the GS shop!



Program Aide

Process:

1. Download the award guide from gscnc.org.
2. Plan and lead activities and one full meeting.
3. Report your award to the Council.
4. Purchase your pin at the GS shop.



Volunteer in Training

Who?
Seniors and Ambassadors

What?
GS will have developed skills in creating supportive environments for younger kids.

Counselor in Training I & II

Who?
Ambassadors

What?
GS will prepare to become a camp counselor by first being a role model and later leading activities and assisting staff.



Volunteer in Training Process



01

Download your guide!

The award guide for both youth and volunteers can be found online.

02

Explore how you'd like to lead

Learn about GSLE, talk to the group's leader, observe a meeting.

03

Lead an activity

Come up with ideas, get buy in from leader, practice and then lead the activity.

04

Lead your first meeting

Create a meeting plan, prepare and lead the meeting.

05

Reflect and prepare

Reflect on meeting one and plan for meeting 2

06

Lead your second meeting

Lead the meeting and reflect with the group you are leading as well as on your own.

07

Report your award to the Council

Use the JotForm on the Council webpage to report your award to the Council Staff.

08

Purchase your pin!

Purchase your pin at the GS shop!





Counselor in Training I Process



01

Download your guide!

The award guide for both youth and volunteers can be found online.

02

Live and work in a camp community

Be a role model to younger kids by fostering a sense of belonging and taking care of yourself.

03

Interview, observe and assist staff

Repeat this process throughout five activities sessions to understand all areas of camp.

04

Practice and lead songs and games

Do this daily with campers. Work with your CIT unit to develop a resource outlining songs and games.

05

Do a service project with your CIT unit.

Leave your camp a better than it was before.

06

Reflect on your experience

Do daily self-reflection, group reflections and staff evaluations at the end of camp.

07


Report your award to the Council

Use the JotForm on the Council webpage to report your award to the Council Staff.

08

Purchase your pin!

Purchase your pin at the GS shop!





Counselor in Training II Process



01

Download your guide!

The award guide for both youth and volunteers can be found online.

02

Care for younger campers

Spend at least half of your time with younger campers under supervision.

03

Assist camp staff

Repeat this process throughout five activities sessions to understand all camp responsibilities.

04

Plan and lead camp activities

Make activities inclusive for all ages and group sizes.

05

Lead younger camper in a service project

Lead them as they plan and execute a project for leaving the camp better than they found it.

06

Reflect on your experience

Do daily self-reflection, group reflections and staff evaluations at the end of camp.

07

Report your award to the Council

Use the JotForm on the Council webpage to report your award to the Council Staff.

08








Purchase your pin!

Purchase your pin at the GS shop!






Community Advocacy



Girl Scouts explore issues affecting the world both close to home and far away, and plan projects that help both today and tomorrow that have benefits for their communities.



Take and Global Action Awards

Who?
Juniors -
Ambassadors

What?
GS will learn how
to stay true to
themselves while
pursing goals.



Take Action and Global Action projects create lasting change. Take Action projects focus on a community issue and what's already being done to address it locally, while Global Action projects explore how a community issue is experienced around the world.





Take and Global Action Process



01

Download your guide!

The award guide for both youth and volunteers can be found online.

02

Identify a community issue

Choose a badge a starting point, brainstorm issues and pick one.

03

Explore the issue's root causes

Decide on Take Action vs. Global Action, dig into the details and map the issue's impact.

04

Brainstorm solutions

Build on what is already working, add in your talents and interests and choose an idea. Remember that the solution should be a sustainable one!

05

Make a plan

Choose a goal, create a plan and share that plan with a trusted adult

06

Take Action and Celebrate

Launch your project, evaluate its success and celebrate!

07

Report your award to the Council

Use the JotForm on the Council webpage to report your award to the Council Staff.

08

Purchase your pin!

Purchase your pin at the GS shop!



Connecting to Higher Awards

Prerequisites - Pick ONE!

| | | | | | | | |
|--|---|---|--|--|--|--|--|
| | Prerequisites - Pick ONE! | | | | | | |
|  Bronze Award | |  Bronze True North |  Junior Aide | |  Take Action |  Global Action | Junior Journey Option will be removed 10/1/2026 |
|  Silver Award |  Bronze Award |  Silver True North |  Program Aide |  Silver Torch |  Take Action |  Global Action | Cadette Journey Option will be removed 10/1/2026 |
|  Gold Award |  Silver Award |  Gold True North |  VIT or CIT I & II |  Gold Torch |  Take Action |  Global Action | Senior or Ambassador Journey Option will be removed 10/1/2026 |

Transition Timeline




Transition will take place over the next year. All prerequisites and awards earned prior to the change will still be honored until October 1st, 2026.

All journeys will be officially discontinued on the same date.





Where do I find all the guides and submission links?



There is a youth and volunteer guide that is designed to walk you and the GS through every single award. Please visit the higher award webpage on the Council website!

You'll also find all the link for Council submission there as well!

Any Questions?

