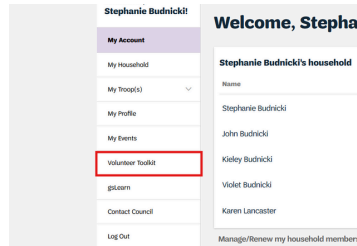
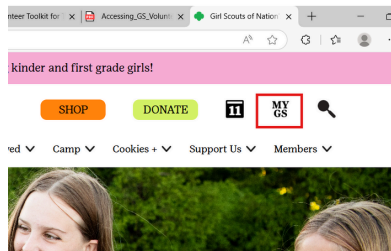


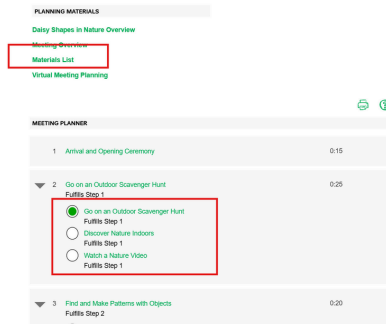
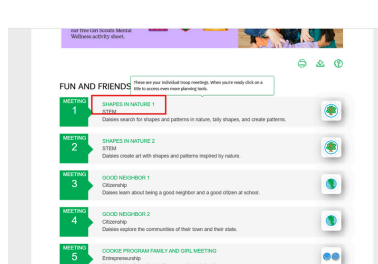
Volunteer Toolkit for Caregivers

Volunteer Toolkit (VTK) is a helpful resource that gives caregivers a clear view of what their Girl Scout is doing throughout the year. It includes ready-made meeting plans, badge activity guides, and schedules that leaders can share with families. Whether you're helping with a badge, assisting at a meeting, or just curious about what's coming up, VTK keeps everyone in the loop. Its printable resources make it easy to help lead a meeting even if you've never been a Girl Scout!



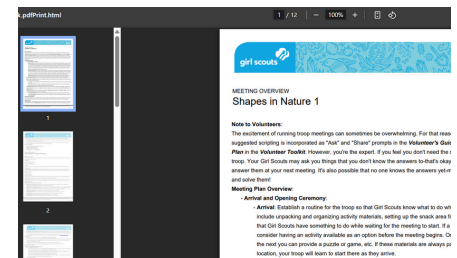
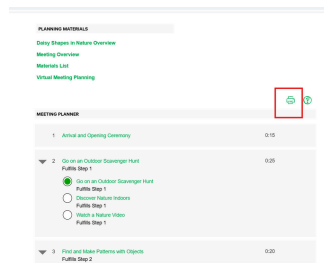
From the website: www.gscnc.org, click on 'MY GS' from the main navigation menu. Log In. Select 'My Account'. Click on Volunteer Toolkit.

Welcome to your Year Plan! When you log in, you'll land right on the Year Plan tab—your go-to spot for all the badge adventures your Troop Leader has mapped out for the year. Just a heads-up: the plan is locked in, so while you can check out all the exciting details, only Troop Leaders can make changes. Let's get started on a great Girl Scout year!



Just click on the name of the badge to see the full meeting plan! You'll find clear instructions and a script, plus the materials list so you know what is needed for the activity.

Getting ready to lead a meeting? Just click the printer icon to print or download the full meeting plan. If your Troop Leader has already picked an activity option, only those specific activities will show up. If not, you'll get all the activity choices so you can see everything that's possible. It's a great way to feel confident and prepared for your next troop adventure!



Questions? Email Avdaa@gscnc.org